

**Geotagged Photographs of
ICT-Enabled Tools used
for Teaching and Learning**



ARMY COLLEGE OF DENTAL SCIENCES

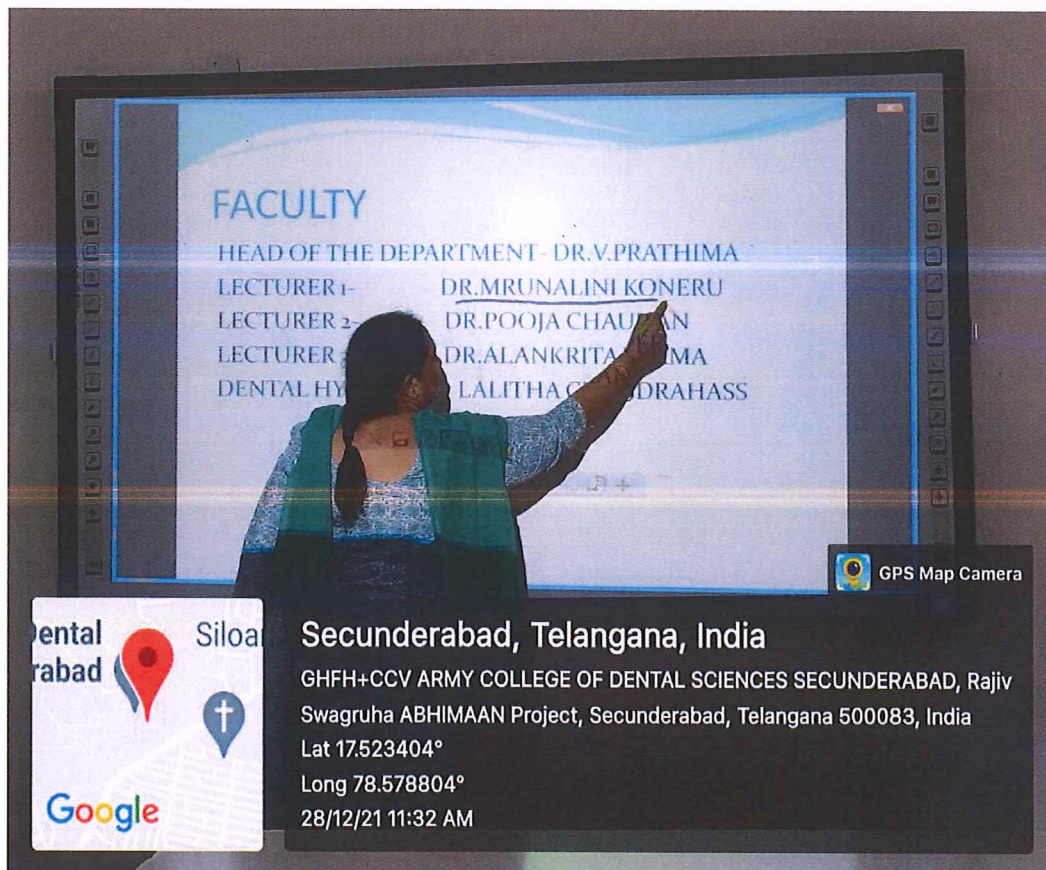
Chennapur –CRPF Road , Jai Jawaharnagar Post, Secunderabad – 500 087, Telangana

Ph: +914029708384, 9347411942

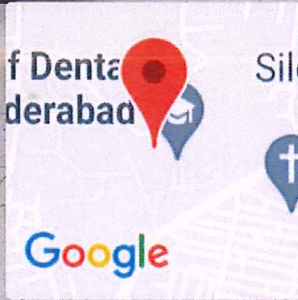
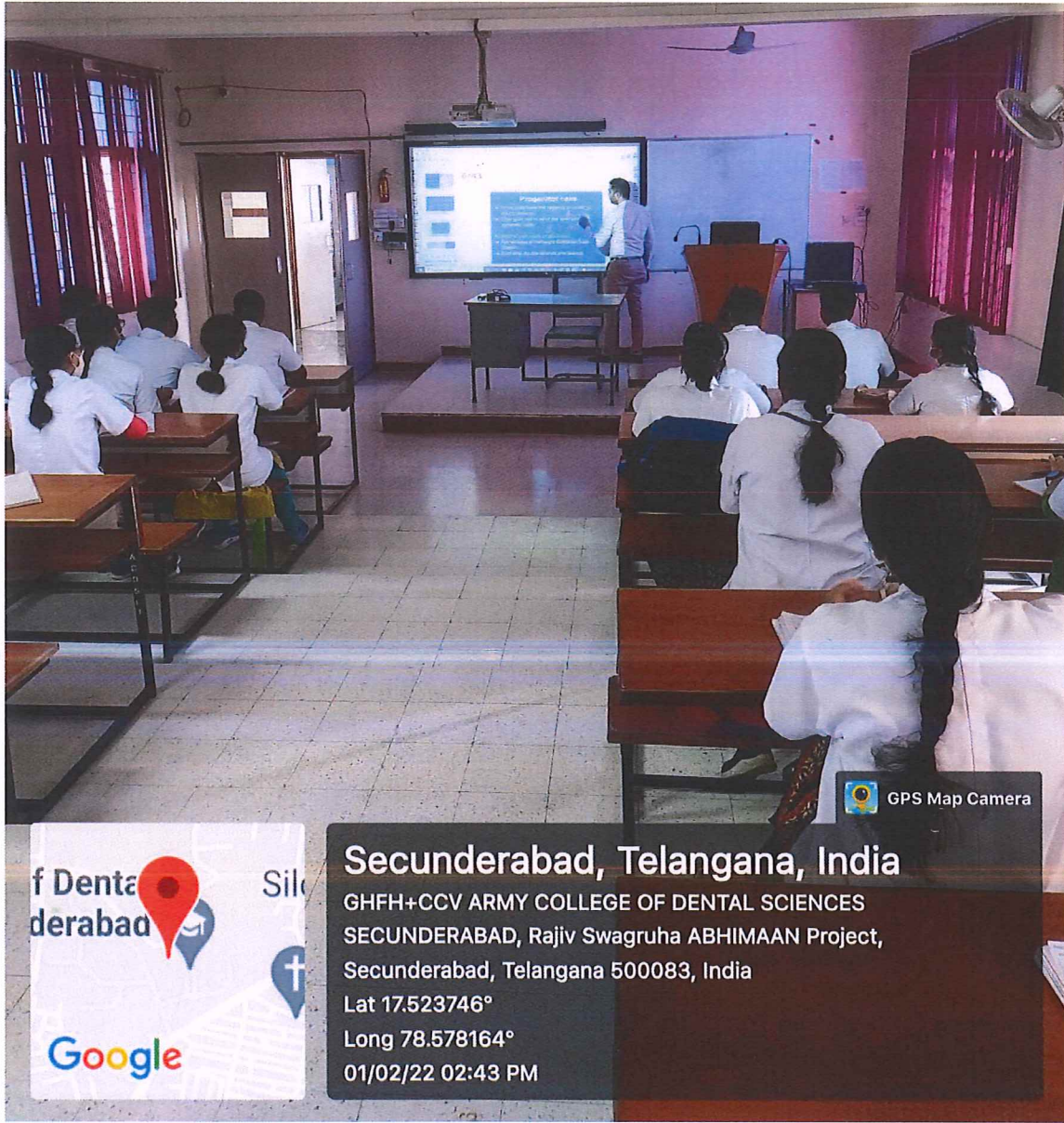
Website: www.acds.co.in Email : army_c@rediffmail.com

NAAC Accredited 'A' & Certified ISO 9001 : 2015 & ISO 14001 : 2015

GEOTAGGED PHOTOGRAPHS OF ICT ENABLED TOOLS USED FOR TEACHING & LEARNING



Smart boards – Lecture Hall – 1




Secunderabad, Telangana, India
GHFH+CCV ARMY COLLEGE OF DENTAL SCIENCES
SECUNDERABAD, Rajiv Swagruha ABHIMAAN Project,
Secunderabad, Telangana 500083, India
Lat 17.523746°
Long 78.578164°
01/02/22 02:43 PM

Smart boards – Lecture Hall – 2



f Denta
derabad

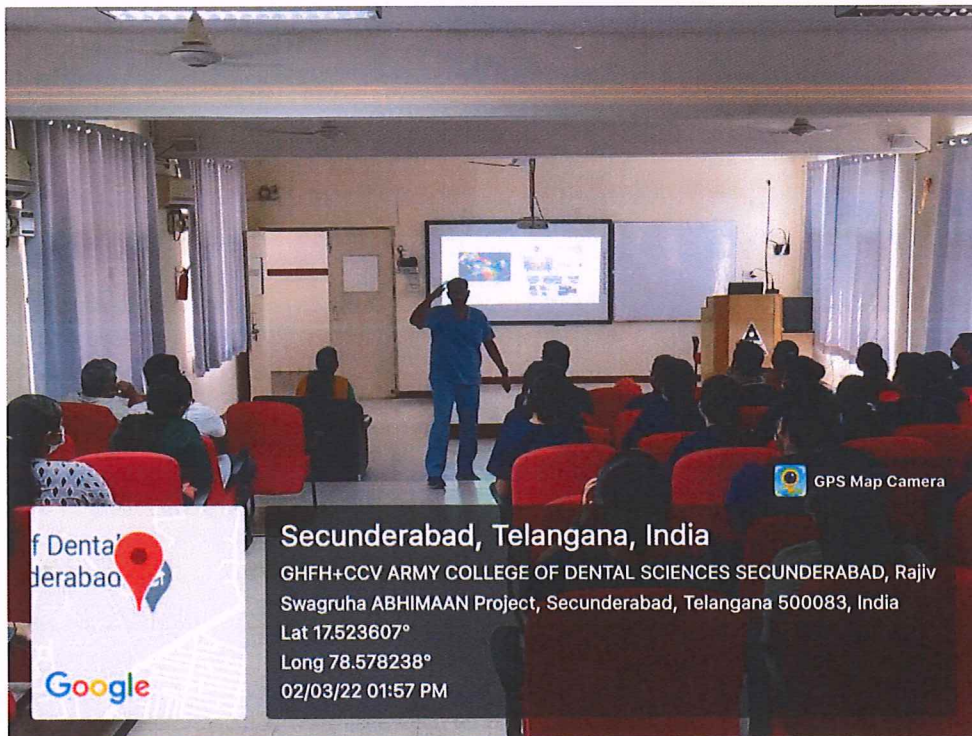


Google

Secunderabad, Telangana, India
GHFH+CCV ARMY COLLEGE OF DENTAL SCIENCES SECUNDERABAD, Rajiv
Swagruha ABHIMAAN Project, Secunderabad, Telangana 500083, India
Lat 17.523613°
Long 78.578181°
01/02/22 02:24 PM

GPS Map Camera

Smart boards – Lecture Hall – 3



f Denta
derabad




Google

Secunderabad, Telangana, India
GHFH+CCV ARMY COLLEGE OF DENTAL SCIENCES SECUNDERABAD, Rajiv
Swagruha ABHIMAAN Project, Secunderabad, Telangana 500083, India
Lat 17.523607°
Long 78.578238°
02/03/22 01:57 PM

GPS Map Camera

Smart boards – Lecture Hall – 4



LCD Screen Projector - Oral and Maxillofacial Surgery- Seminar Room




LCD Screen Projector - Prosthodontics and Crown and Bridge – Seminar hall

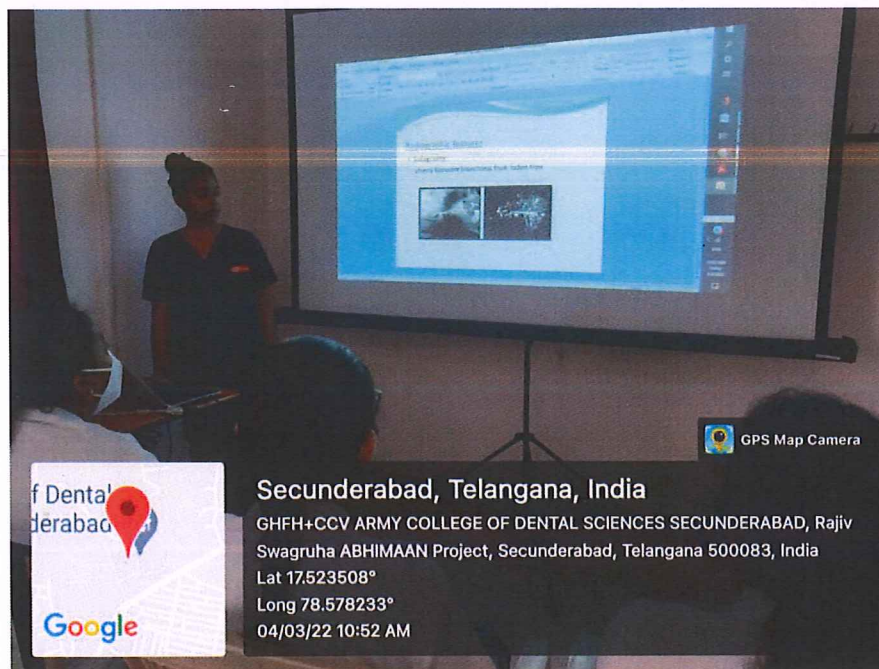


Secunderabad, Telangana, India
GHFH+CCV ARMY COLLEGE OF DENTAL SCIENCES
SECUNDERABAD, Rajiv Swagruha ABHIMAAN Project,
Secunderabad, Telangana 500083, India
Lat 17.523535°
Long 78.57817°
04/03/22 10:36 AM

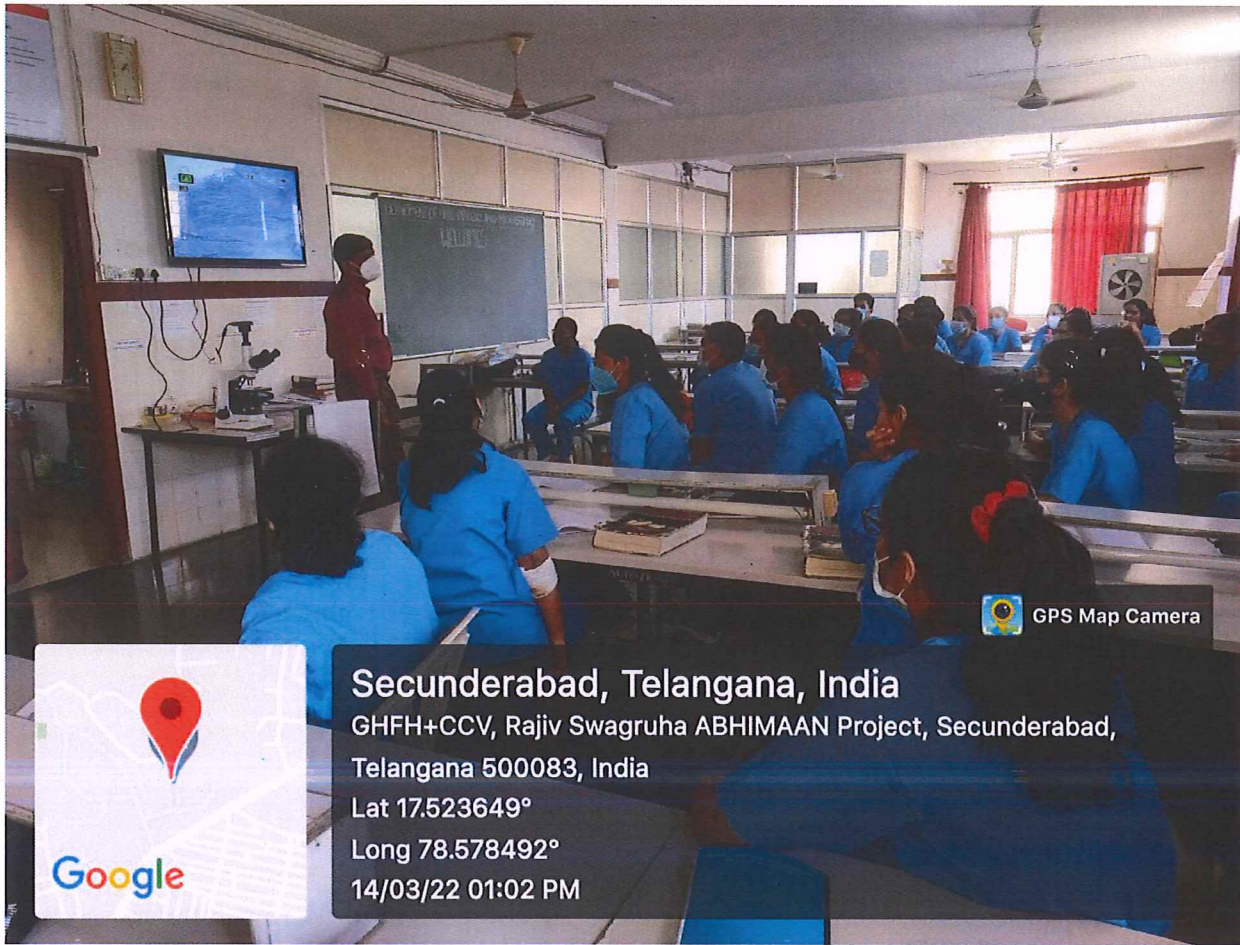
LCD Screen Projector - Orthodontics and Dentofacial Orthopaedics – Seminar hall



LCD Screen Projector - Conservative Dentistry and Endodontics – Seminar hall



LCD Screen Projector - Pediatric and Preventive Dentistry – Seminar hall



Secunderabad, Telangana, India
GHFH+CCV, Rajiv Swagruha ABHIMAAN Project, Secunderabad,
Telangana 500083, India
Lat 17.523649°
Long 78.578492°
14/03/22 01:02 PM

TV Monitor Display with Trinocular Microscope attachment in Oral Pathology and DADH Laboratory

Early Childhood Caries

Assessment form

* Required

1. Define early childhood Caries *

2. Other names of ECC *

3. Mention the factors in Keyes triad *

4. Which is the additional factor in caries tetrad and who gave it? *

5. Which is the most important pathogen in ECC? *

6. Which organism is associated with pit and fissure caries? *

7. Which organism is associated with smooth surface caries? *

8. What is the age for window of infectivity? *

9. Mention the 2 modes of transmission of oral microflora to infants mouth *

10. Which is the most commonly involved tooth in ECC *

11. Least commonly involved tooth, n reasons for their immunity to caries *

12. Sequence of the teeth involved in ECC *

13. Mention the types of ECC *

14. Mention the teeth involved in S-ECC *

This content is neither created nor endorsed by Google.

Google Forms



[Signature]
Principal
PRINCIPAL
Army College of Dental Sciences
Secunderabad-500 087.