

**Policy Document Stating
Eligibility Criteria with
Faculty Profiles of Eligible
Faculty**



ARMY COLLEGE OF DENTAL SCIENCES

ACDS Nagar (Chennapur-CRPF Road)

PO - Jai Jawahar Nagar Secunderabad - 500 087

Recognized by Dental Council of India

Affiliated to Kakoti Narayana Rao University of Health Sciences

Warangal (Telangana), PIN - 506 007.

Phone : General : 6304406534
Principal : 040 - 29708384

Referral Centre : General : 6301730593
E-mail : army_c@rediffmail.com
Website : www.acds.co.in

ACDS/602/PHD Guide corr/2021

29th Oct 2021

To

The Vice Chancellor
Kakoti Narayana Rao University of Health Sciences
Warangal (Telangana) – 506007

Respected Sir,

Sub : Request to allow eligible faculty to register themselves as PhD Guides – Regarding


We would like our senior faculty to register themselves as PhD guides for future students to register themselves as PhD scholars and thereby enhance the educational standards of the University & the college. In this regard we would appreciate if you could allow our eligible faculty to register themselves as PhD Guides and lead such a program.

Since, currently the University doesn't have any policy/guidelines/procedure for the same, we request you to kindly look into this issue at the earliest and introduce this facility for all faculty of the affiliated colleges of this esteemed University. The State Medical Universities of other Southern states have such guidelines in place, which could help the University to frame appropriate guidelines based on their policy. (Annexure 1). We're also enclosing the profile of our faculty and publications as per DCI & other university norms for registering as PhD guides for your kind perusal and approval. (Annexure 2.)

Thanking you

Warm Regards

Yours faithfully,


(Dr S Subramanya Sharma)
Principal

Encls : (As above)

A NAAC ACCREDITED GRADE 'A' INSTITUTION



ARMY COLLEGE OF DENTAL SCIENCES

ACDS Nagar (Chennapur-CRPF Road)
PO - Jai Jawahar Nagar, Secunderabad - 500 097

Recognized by Dental Council of India

Affiliated to Kaloji Narayana Rao University of Health Sciences
Warangal (Telangana), PIN - 506 007

Phones : General : 8978575429
Principal : 040 - 29708384

Referral Centre : General : 6301730593
E-mail : army_c@rediffmail.com
Website : www.acds.co.in

ACDS/602/PHD Guide corr/2021

14th Dec 2021

To,

The Vice Chancellor
Kaloji Narayan Rao University of Health Sciences
Warangal (TS) - 506007

Sub : Request to allow eligible faculty to register themselves as PhD Guides
- regarding

Respected Sir,


1. Ref our Letter No ACDS/602/PHD Guide corr/2021 dt 29 Oct 2021.
2. We would like our senior faculty to register themselves as PhD guides for future students to register themselves as PhD scholars and thereby enhance the educational standards of the University and the College. In this regards we would appreciate if you could allow our eligible faculty to register themselves as PhD Guides and lead such a program.
3. On behalf of the eligible faculty, I Dr S Subramanya Sharma, Principal, Army College of Dental Sciences (ACDS) hereby certify and validate the profiles & publications for each faculty member and state that they are eligible to be chosen as PhD Guides for our University.
4. The list of eligible faculty, their profiles & first page of their publication along with authorization certificate are enclosed for your perusal and approval please.

Awaiting a favourable and positive response

Thanking you
Warm Regards



Yours faithfully


Dr S Subramanya Sharma
Principal
(Dr. S Subramanya Sharma)
Principal
Army College of Dental Sciences

Encls : (As above)

A NAAC ACCREDITED GRADE 'A' INSTITUTION

Scanned by TapScanner



ARMY COLLEGE OF DENTAL SCIENCES

ACDS Nagar (Chennapur-GRPF Road,
PO - Jai Jawahar Nagar, Secunderabad - 500 087

Recognized by Dental Council of India
Affiliated to Kaloji Narayana Rao University of Health Sciences
Warangal (Telangana). PIN - 506 007

Phones : General - 8978575429
Principal : 040 - 29708384

Referral Centre : General - 6301710503
E-mail : army_c@proadffhwa.com
Website : www.acds.co.in

ACDS/602/PHD Guide corr/2021

14th Dec 2021

To,

The Vice Chancellor
Kaloji Narayana Rao University of Health Sciences
Warangal (TS) - 506007

Sub : Request to allow eligible faculty to register themselves as PhD Guides
- regarding

Respected Sir,

1. Ref our Letter No ACDS/602/PHD Guide corr/2021 dt 29 Oct 2021.
2. We would like our senior faculty to register themselves as PhD guides for future students to register themselves as PhD scholars and thereby enhance the educational standards of the University and the College. In this regards we would appreciate if you could allow our eligible faculty to register themselves as PhD Guides and lead such a program.
3. On behalf of the eligible faculty, I Dr S Subramanya Sharma, Principal, Army College of Dental Sciences (ACDS) hereby certify and validate the profiles & publications for each faculty member and state that they are eligible to be chosen as PhD Guides for our University.
4. The list of eligible faculty, their profiles & first page of their publication along with authorization certificate are enclosed for your perusal and approval please.

Awaiting a favourable and positive response

Thanking you
Warm Regards



Yours faithfully


Dr S Subramanya Sharma
Principal

(Dr. S Subramanya Sharma)
Principal
Army College of Dental Sciences

Encls : (As above)

A NAAC ACCREDITED GRADE 'A' INSTITUTION




ARMY COLLEGE OF DENTAL SCIENCES
CHENNAPUR - CRPF ROAD, JAI JAWAHARNAGAR POST,
SECUNDERABAD - 500087
NAAC "A" Grade, ISO 9001:2015, 14001:2015

14/12/21

LIST OF FACULTY ELIGIBLE TO REGISTER AS PhD GUIDES

Ser No	Faculty Name	Yrs of Experience
1.	Dr S Subramanya Sharma	20
2.	Dr Prasad Chitra	22
3.	Dr V Krishna Priya	21
4.	Dr Mamta Kaushik	19
5.	Dr Sanjay Vasudevan	19
6.	Dr G Ajay Kumar	16
7.	Dr Sukhvinder Bindra	14



[Handwritten Signature]
4/12/21

(Dr. S Subramanya Sharma)
Principal
Army College of Dental Sciences




ARMY COLLEGE OF DENTAL SCIENCES
CHENNAPUR - CRPF ROAD, JAI JAWAHARNAGAR POST,
SECUNDERABAD - 500037
NAAC "A" Grade, ISO 9001:2015, 14001:2015

AUTHORIZATION CERTIFICATE


14/12/24

I, hereby certify that Dr S Subramanya Sharma Designation Principal, Prof & HOD, Department of Oral & Maxillofacial Surgery currently working in Army College of Dental Sciences (ACDS) is eligible to be selected as a guide for PhD Scholars of KNR UHS and her profile & publications are validated and found to be authentic and adequate for the same.




Dr S Subramanya Sharma
Principal

(Dr. S Subramanya Sharma)
Principal
Army College of Dental Sciences



ARMY COLLEGE OF DENTAL SCIENCES
CHENNAPUR - CRPF ROAD, JAI JAWAHAR NAGAR POST,
SECUNDERABAD - 500087
NAAC "A" Grade, ISO 9001:2015, 14001:2015

AUTHORIZATION CERTIFICATE

14/12/21

I, hereby certify that **Dr Prasad Chitra** Designation **Prof & HOD**, Department of **Orthodontics** currently working in Army College of Dental Sciences (ACDS) is eligible to be selected as a guide for PhD Scholars of KNR UHS and his profile & publications are validated and found to be authentic and adequate for the same.


Dr S Subramanya Sharma
Principal

14/12/21






ARMY COLLEGE OF DENTAL SCIENCES
CHENNAPUR -CRPF ROAD, JAI JAWAHARNAGAR POST,
SECUNDERABAD - 500087
NAAC "A" Grade, ISO 9001:2015, 14001:2015

AUTHORIZATION CERTIFICATE

14/12/21

I, hereby certify that Dr Krishna Priya Vellore Designation Prof & HOD, Department of Pedodontics & Preventive Dentistry currently working in Army College of Dental Sciences (ACDS) is eligible to be selected as a guide for PhD Scholars of KNR UHS and her profile & publications are validated and found to be authentic and adequate for the same.



[Signature]
Dr S Subramanya Sharma
Principal
14/12/21

(Dr. S Subramanya Sharma)
Principal
Army College of Dental Sciences





ARMY COLLEGE OF DENTAL SCIENCES
CHENNAPUR - CRPF ROAD, JAI JAWAHARNAGAR POST,
SECUNDERABAD - 500087
NAAC "A" Grade, ISO 9001:2015, 14001:2015

AUTHORIZATION CERTIFICATE

14/12/21

I, hereby certify that Dr Mamta Kaushik Designation Prof & HOD, Department of Conservative Dentistry & Endodontics currently working in Army College of Dental Sciences (ACDS) is eligible to be selected as a guide for PhD Scholars of KNR UHS and her profile & publications are validated and found to be authentic and adequate for the same.




Dr S Subramanya Sharma
Principal

(Dr. S. Subramanya Sharma)
Principal
Army College of Dental Sciences




ARMY COLLEGE OF DENTAL SCIENCES
CHENNAPUR - CRPF ROAD, JAI JAWAHARNAGAR POST,
SECUNDERABAD - 500087
NAAC "A" Grade, ISO 9001:2015, 14001:2015

AUTHORIZATION CERTIFICATE

14/12/21

I, hereby certify that Dr Sanjay Vasudevan Designation Prof & HOD, Department of Periodontics currently working in Army College of Dental Sciences (ACDS) is eligible to be selected as a guide for PhD Scholars of KNR UHS and his profile & publications are validated and found to be authentic and adequate for the same.



Dr S Subramanya Sharma
Principal
14/12/21

(Dr. S Subramanya Sharma)
Principal
Army College of Dental Sciences




ARMY COLLEGE OF DENTAL SCIENCES
CHENNAPUR - CRPF ROAD, JAI JAWAHAR NAGAR POST,
SECUNDERABAD - 500087
NAAC "A" Grade, ISO 9001:2015, 14001:2015


AUTHORIZATION CERTIFICATE

I, hereby certify that Dr G Ajay Kumar Designation Prof & HOD, Department of Prosthodontics currently working in Army College of Dental Sciences (ACDS) is eligible to be selected as a guide for PhD Scholars of KNR UHS and his profile & publications are validated and found to be authentic and adequate for the same




Dr S Subramanya Sharma
Principal

(Dr. S Subramanya Sharma)
Principal
Army College of Dental Sciences





ARMY COLLEGE OF DENTAL SCIENCES
CHENNAPUR - CRPF ROAD, JAI JAWAHARNAGAR POST,
SECUNDERABAD - 500087
NAAC "A" Grade, ISO 9001:2015, 14001:2015

AUTHORIZATION CERTIFICATE

14/12/21

I, hereby certify that Dr Sukhvinder Bindra Designation Reader, Department of Oral & Maxillofacial Surgery currently working in Army College of Dental Sciences (ACDS) is eligible to be selected as a guide for PhD Scholars of KNR UHS and her profile & publications are validated and found to be authentic and adequate for the same.




Dr S Subramanya Sharma
Principal

14/12/21

(Dr. S Subramanya Sharma)
Principal
Army College of Dental Sciences



Flat C, Sarayush Ramesh Apartments, Plot 190, The 1st, Main Road, 4th Street, Veda Colony,
Chennai - 600 042

drsharmaimplants@gmail.com
Mobile: +91 9444018930

Professional Education

- | | |
|---------------|---|
| 1984-88 | B. D. S., Government Dental College,
Madras University, Madras, Tamil Nadu, India |
| 1988-89 | Internship: Government Dental College, Madras, Tamilnadu |
| 1991-93 | M. D. S. (Oral & Maxillofacial Surgery): The Tamil Nadu Government Dental College,
The Tamilnadu Dr. M. G. R. Medical University, Chennai, Tamilnadu, India |
| 1995-1999 | (1) Branemark System of Implants awarded by The Branemark Institute, Sweden - under the
aegis of M/S. Nobel Bio Care, Sweden, Hands - on Course conducted at Bapuji Dental
College, Davangere, Karnataka, India |
| March 2004 | (2) Certificate Course in Dental Hard & Soft Tissue Regeneration - Geistlich Biomaterials,
Switzerland |
| April 2004 | (3) Endopore Implant System Innova Corporation, Canada, Hands - On Course - Conducted at
South Eastern University of Florida, Fort Lauderdale, Florida, United States of America |
| November 2006 | (4) Fellow, International Congress of Oral Implantologists, USA |
| June 2013 | (5) Certificate program in Hospital Management, Shankara Nethralaya, Chennai |
| November 2014 | (6) Certificate Program: training the teachers for senior dental educators - TOT@DEU-IGIDS,
Sri Balaji Vidyapeeth University, Pondicherry |
| October 2014 | (7) Internal Audit training certificate program for ISO 9001 :2008 |
| July 2014 | (8) Leadership Training Program: Dr. Shiv Khera, Goa |

C
E
R
T
I
F
I
C
A
T
E
C
O
U
R
S
E
&
F
E
L
L
O
W
S
H
I
P

Awards and Leadership Activities

- | | |
|-------------|--|
| 1984 | "Govinda Menon" Gold Medal in Human Anatomy, University of Madras, TN |
| 1994 - 2015 | Academic pursuits: Teaching Didactics, Clinical & Modern methods, Mentoring |
| 1989 - 2011 | Clinical Practice: General Dental practice & Specialty practice of Head and Neck surgeries |
| 2011 - 2015 | Administrative aspects of managing Dental Departments & Dental Educational Institutions |
| 2007 - 2009 | Specialist - A, Ministry of Health [HAAD], Abu Dhabi, United Arab Emirates |
| 2013 - 2015 | ISO 9001:2008 Systems and Processes, Design, Planning, Implementation & Certification |

Sharmam
14/12/14

Teaching Experience - Academics: 19 years & 7 months (Jan/94-Dec'15)

No.	Academic Position	Institution	Duration	Experience
01	Senior Lecturer	KGF College of Dental Sciences, KGF, Karnataka	January 1994- January 1995	13 months
02	Assistant Professor	Bapuji Dental College & Hospital, Davangere, Karnataka	February 1995- February 1997	25 months
03	Reader	Bapuji Dental College & Hospital, Davangere, Karnataka	March 1997- December 1998	22 months
04	Associate Professor	Bapuji Dental College & Hospital, Davangere, Karnataka	January 1999- February 1999	02 months
05	Associate Professor	SRM Dental College Ramapuram, Chennai	March 1999- September 2001	31 months
06	Professor	SRM Dental College Ramapuram, Chennai	October 2001- February 2003	17 months
07	Professor & Head	Dr. Somervell CSI Medical College & Hospital, Karakonam	June 2003- December 2004	19 months
08	Professor	Sri Balaji Dental College & Hospital, Pallikaranai, Chennai	January 2005- February 2007	26 months
09	Professor and Head	SRM Katankulathur Dental College, Chennai	December 2009 to July 2012	32 months
10	Principal, Professor & Head (OMFS)	Adhiparasakthi Dental College & Hospital, Melmaruvathur, TN	August 2012 to December 2015	41 months
11	Principal Consultant - For Admin Reforms	Priyadarshini Dental College, Tiruvallur, TN	Jan 2016 - July 2016	7 months
12	Director - Accreditations	Sri Ramakrishna Dental College & Hospital, Coimbatore, TN	Nov 2018 - Nov 2019	12 months
Total Teaching Experience: 19 yrs, 07 months				

PROFESSIONAL ACHIEVEMENTS

- Actively involved in Academics of Oral & Maxillofacial Surgery: 20 years
- Private Clinical Practice as Consultant in Oral and Maxillofacial Surgery: 22 years
- Private Clinical Practice as Consultant in Dental Implantology: 21 years
- Private Clinical Dental Practice - GP: 22 years

UNDERGRADUATE TEACHING PROGRAM

Teaching and Clinical Programs & Examiner for the following Universities

- Bangalore University
- Kuvempu University
- Mysore University
- Rajiv Gandhi Medical University
- The Tamilnadu Dr. M. G. R. Medical University
- SRM University

POST GRADUATE TEACHING PROGRAM

Teaching and Clinical Programs & Examiner (MDS & PhD-part I) for the following Universities

- Sciences, Belgaum, 23 November 2006
5. Course Director: Dental Implants in Dental Practice, Indian Dental Association, Dindigul Branch, Kodaikanal, May 2007
 16. Invited Speaker, AKMG-Abu Dhabi, UAE. "Dental Implant Therapy - Patient Expectations vs. Clinical Considerations. An Evidence based Approach"
 17. Chairperson, Session on Orthognathic Surgery, 35th AOMSI annual conference, Coimbatore, December 2010.
 18. Invited Speaker - Indian Dental Association - Erode Branch, August 2011. Contemporary Oral Surgery for the General Dental Practitioners.
 19. Invited Speaker: Confluence 15- IGIDS Alumni Meet; Medical Emergencies in Dental Practice, 20 March 2015
 20. Invited Faculty - TNAOMSI: Guest Lecture-Implants, 18-20 July 2014
 21. Invited Faculty/Resource Person: Managing Orofacial Pain-International panel discussion, Kodaikanal, TN, 12-14 June 2015
 22. Chairperson-National Conference of AOMSI, Hyderabad - 2012
 23. Chairperson-International Conference of ICOI, Hyderabad - 2013
 24. Organizing Committee-ISOI national conference, Chennai-2014
 25. Invited Speaker; Medical Emergencies in Dental Practice, IGIDS, Pondicherry - 2015
 26. Chairperson - National Conference "On Changing Trends in Health Professions Education" 18-20 Aug '16

WORKSHOPS ATTENDED : 44 + over a period of 20 years

1. Maxillofacial Workshop & CME Program JIPMER, Pondicherry - 24 to 26th July 1992
2. Workshop on Head & Neck Cancer Sharon Cancer Center - Salem, 15 & 16 August 1996
3. Hands-On course on Micro Vascular Surgical Techniques, by Prof. Collin Edge & Prof Brian Avery, UK - Salem, 16th Aug. 1996
4. Workshop on Oral Cancer Rehabilitation Techniques - Salem, 15th August 1997
5. Workshop on Dentofacial Esthetics - Salem, 24 August 1997
6. FACE - 97 - Workshop on Dentofacial Deformities, July 1997, Bangalore
7. FACE - 98 - Workshop on Dentofacial Deformities, July 1998, Salem
8. Workshop on Successful Implant Therapy - 6th National Conference on Implantology, 30 October 1998, Mumbai
9. Conducted & Participated in First Annual Workshop on Surgical Pathology - Davangere, Karnataka, 21st & 22 December 1998
10. Certificate Course on ENDOPORE system of Implants, conducted by Prof. Douglas Deporter, Canada - Chennai 27th January 2002
11. FACE - 2002, Workshop on Dentofacial Deformities and Cleft Corrections - Trichur, Kerala, March 2002
12. ENDOPORE CERTIFICATE HANDS ON COURSE Southeastern University of Florida, Florida, USA, April 2004
13. HANDS ON COURSE ON RECENT ADVANCES IN BONE GRAFTING MATERIALS. Geistlich Corporation, Wolhusen, SWITZERLAND, March 2004
14. OPTIMAL ESTHETICS 2006: Mumbai, conducted by Team Atlanta (Dr. Ronald Goldstein, Dr. David Garber, Dr. Maurice Salama)
15. World Congress of Oral Implantologists, ICOI, Taipei, Taiwan, Nov'06
16. Continuing Education Programs in UAE - 2007-2009
17. FODI World Congress - Dubai, 2007
18. Training the Trainers - Royal College of Surgeons -UK & Saveetha University, Chennai, 2010
19. 8th World Congress for Oral Implantology & AAID Global Conference, New Delhi, November 20-22, 2010
20. 35th Annual Conference of the Association of Oral & Maxillofacial Surgeons of India, Coimbatore, December 1-4, 2010.
21. CDE Program on Contemporary Oral Surgery for General Practitioners, IDA Erode branch, August 28, 2011.
22. Cases 2011 - An interactive discussion on Matrix forming bone lesions, TN Government Dental College & Hospital, Chennai. October 8, 2011.

EXTRA CURRICULAR ACTIVITIES & HOBBIES:

Sea Scout: Ten Years, Participated in Annual Republic Day Parade at Chennai for two consecutive years
Type Writing & Short Hand: Higher Grade Tamil Nadu State First Rank, 1980, 1984

Hobbies:

- Voracious Reader, Leadership & Change Management, Self-Development, Philosophy, Esoteric Sciences,
- Multimedia applications in Dentistry,
- Pranic Healer & Arhatie Yoga as an adjuvant to conventional Healing Sciences.

LANGUAGES KNOWN

- Telugu Mother Tongue (Converse, Read)
- English (Converse, Read & Write)
- Hindi (Converse, Read & Write)
- Tamil (Converse, Read & Write)
- Kannada (Converse)

I, Dr. S. Subramanya Sharma, hereby affirm that the facts stated above are true to the best of my knowledge & are true.



Dr. S. Subramanya Sharma

Chennai

07-12-2019

Prasad Chitra

Professor & Head of Orthodontics
Dean, Academics
Army College of Dental Sciences & Hospital
Jai Jawahar Nagar
Secunderabad
Telangana, India, 500087
E Mail: prasadchitra@yahoo.co.uk

Tel: 0091 - 40 - 20080243
Mob: 0091 - 9849020018

Education

Doctoral Research Scholar (PhD) in Orthodontics at Ramaiah University of Applied Sciences, Bengaluru, India, April 2016 till date. Ongoing.

Membership in Orthodontics (M.OrthRCS) from the Royal College of Surgeons of Edinburgh, June 2000.

Membership in Dental Orthopaedics (MDO RCPS) from the Royal College of Physicians and Surgeons of Glasgow, May 1999.

Master of Dental Surgery in Orthodontics (MDS) First Class, from Rajiv Gandhi University of Health Sciences, Bengaluru, March 1999.

Bachelor of Dental Surgery (BDS) First Class, from Karnatak University, Dharwad, December 1994.

Masters Research Topic

Studied the " Assessment of the transmission of craniofacial characteristics from a study of twins and their siblings when compared to their parents" at the S.D.M. College of Dental Sciences, Dharwad, Karnataka, India for the award of MDS (Master of Dental Surgery) degree, 1996 - 1999.

Teaching Experience (22 years)

Presently working as Professor and Head, Orthodontics and Dentofacial Orthopaedics, Army College of Dental Sciences, Secunderabad, India, a NAAC Grade A institution, since November 2001.

Actively involved in teaching undergraduates and post graduate students of Orthodontics. Courses taught at the undergraduate level include an introduction to orthodontics, human growth and development, occlusal development, diagnosis and management of various malocclusions.

Page 1
Dr. PRASAD CHITRA
MOS: MDO RCPS (Glasg) M.OrthRCS (Edin)
Professor and Head
Department of Orthodontics
Army College of Dental Sciences
Secunderabad- 500 087

Courses taught at the post graduate level include clinical orthodontics, ortho surgical management of malocclusions, self-ligation, dental photography and orthodontic biomechanics in addition to the conventional curriculum.

The Department of Orthodontics at ACDS is the only department at present in South India to incorporate Insignia and Pitts 21, the latest and best orthodontic treatment solutions for the training of post graduates. We are the only post graduate department in Telangana state to offer this latest treatment modality to patients.

Community Service

Continuously involved in providing dental and orthodontic services to underprivileged children in a government school at Balajinagar, Secunderabad, India.

Supervision of dental development and distribution of dental care kits to underprivileged children in a government school at Balamrai, Secunderabad, India.

Associated with Vikasini girls' school to provide free dental services to girl children of weaker sections of society since the last several years.

Administration

Deant, Academics at the Army College of Dental Sciences, Secunderabad, India since the last 6 years. Overall, in charge of the entire undergraduate and postgraduate academic schedule.

Coordinator, NAAC (National Assessment and Accreditation Council) for the first cycle of accreditation in 2016 for the Army College of Dental Sciences, Secunderabad, India. Received the highest-Grade A rating.

Chairman, Library Committee at the Army College of Dental Sciences, Secunderabad, India for 16 years.

Overall incharge of the visit to the institution by the Hon. President of India, Shri Pranab Mukherjee in conjunction with the convocation ceremony of passing out undergraduate and postgraduate students in December 2016.

Presiding officer for student counseling for admission to undergraduate and postgraduate courses at the Army College of Dental Sciences, Secunderabad, India.

Presiding officer in various boards relating to material and equipment procurement, infrastructure, hostels, student affairs etc over the last several years.

Presiding Officer for procurement of Cone Beam Computed Tomography (CBCT) machine at ACDS.

Presiding Officer for procurement of Dental Hospital Management Software and creation of WIFI enabled LAN at ACDN.

Papers Presented (Oral Presentations, Invited Guest and Keynote Lectures)

Chitra P. Molar distalization with the Distal Jet appliance. A series of 5 cases. Presented at the 32th Indian Orthodontic Conference, Goa, 1997.

Chitra P. Management of a Class II malocclusion with supernumerary teeth. Presented at the 34th Indian Orthodontic Conference, Bangalore, 1999.

Chitra P. Digital Dental Photography. Presented at the Army College of Dental Sciences, Secunderabad, 2011.

Chitra P. Digital Photography in Dentistry. Presented at Navodaya Dental College, Raichur, 2011.

Chitra P. Clinical Photography. Presented at St. Joseph Dental College, Eluru, Andhra Pradesh, 2012.

Chitra P. Digital Photography in Orthodontics. Presented at Government Dental College and Hospital, 2013.

Chitra P. Clinical Photography. Presented at the Orientation program for post graduate students of Periodontology, Hyderabad, 2013.

Chitra P. Class II malocclusion. An enigma. Presented at the Continuing Dental Education program in Pediatric Dentistry, Army College of Dental Sciences, Secunderabad, 2013.

Chitra P. Photography in Dentistry. Presented at Meghna Institute of Dental Sciences, Nizamabad, Telangana, 2014.

Chitra P. The Alexander Discipline. Presented at MNR Dental College, Sangareddy, Telangana, 2014.

Chitra P. Excellence in Clinical Photography. Presented at YMT Dental College, Mumbai, 2014.

Chitra P. Managing a dental and orthodontic practice. Presented at Government Dental College and Hospital, 2014.

Chitra P. Articulators in Orthodontics. Presented at Panineeya Mahavidyalaya Institute of Dental Sciences, Hyderabad, 2015.

Chitra P. The TMJ in Orthodontics. Presented at Pragyna Orthodontic Post Graduate Students Convention, Khammam, Telangana, 2015.

Chitra P. The importance of Articulators in Orthodontics. Presented at the 20th IOS Post Graduate Students Convention, Amritsar, 2016.

Chitra P. Excellence in clinical dental photography. Full day workshop conducted at YMT Dental College, Mumbai, April, 2017.

Chitra P. Metal toxicity associated with fixed orthodontic appliances. Invited National speaker at the 52nd Indian Orthodontic Conference, Jaipur, 2017.

Chitra P. Articulators and Splints in Orthodontics. Full day workshop on TMJ- The mystery revealed at Saveetha University, Chennai, January 2018.

Chitra P. The Damon Self Ligating System. Presented at a full day lecture cum hands on conducted at Kamineni Institute of Dental Sciences, Narketpally, November 2018.

Chitra P. Current perspectives on metal ion release from fixed orthodontic appliances in vivo.. Invited National speaker at the 53rd Indian Orthodontic Conference, Kochi, 2018.

Chitra P. Integrating Damon and AdvanSync2 into daily orthodontic practice. Full day lecture conducted at Hotel "The Woods" Gurugram, Haryana in April 2019.

Chitra P. Damon system in your practice and an introduction to AdvanSync2 Class II corrector. Full day lecture and hands on demonstration conducted at Department of Orthodontics, Government Dental College, Kozhikode in May 2019.

Chitra P. Damon system in your practice and an introduction to AdvanSync2 Class II corrector. Full day lecture and hands on demonstration conducted at Department of Orthodontics, R. Ahmed Government Dental College, Kolkata in May 2019.

Chitra P. Damon system in your practice and an introduction to AdvanSync2 Class II corrector. Lecture and hands on Damon bracket bonding demonstration at Partha Dental Group, Hyderabad in June 2019.

Chitra P. Damon system in your practice and an introduction to AdvanSync2 Class II corrector. Full day lecture and hands on demonstration conducted at Department of Orthodontics, YMT Dental College, Mumbai, in June 2019.

Chitra P. Invited India Speaker. The airway and passive self-ligation. Symbiosis at its best. The 3rd Ormco Symposium, Mumbai, in September 2019.

Chitra P. Damon System and AdvanSync 2. Full day lecture at Patna, Bihar on invitation of Patna Orthodontic Study Group, October 2019.

Chitra P. Damon system and Clinical Photography. Full day lecture at Vadodara, Gujarat on invitation of Manubhai Patel Dental College, October 2019.

Chitra P. An introduction to Insignia. Lecture at the 54th Indian Orthodontic Society conference, Bhubhaneshwar, Odissa, November 2019.

Chitra P. Damon system, AdvanSync2 and Insignia. Full day lecture at Bhilai, Chattisgarh, January 2020.

Chitra P. Damon system in daily practice. Full day lectures and clinical demonstrations at Al Badar Dental College, Kalburagi, Karnataka, February 2020.

Chitra P. Occlusion from an Orthodontist's perspective. Invited Keynote speaker, 24th Post Graduate students Convention, Hyderabad, February 2020.

Chitra P. Dental Photography made simple. Invited guest speaker, Secunderabad Dentists Association, Hyderabad, September 2021.

Chitra P. Pitts 21. Changing Paradigms in Self-ligation. Invited Guest Speaker at the 55th Indian Orthodontic Society Virtual Conference, Amritsar, September 2021.

Chitra P. Newer concepts in Passive Self Ligation. Keynote speaker at the one day CDE program, ACDS, November 2021.

Chitra P. The Pitts 21 Approach. Keynote speaker at the one-day CDE program at Al Badar Dental College, Kalaburagi, November 2021.

Seminars, Continuing Dental Education Programs Organized

Full day photography workshop at Army College of Dental Sciences in conjunction with Indian Dental Association, 2011.

Dr. NTR University of Health Sciences Continuing Dental Education photography workshop at Army College of Dental Sciences, 2012.

Dr. NTR University of Health Sciences Continuing Dental Education program on Tip Edge mechanics, basic biomechanics and retraction mechanics at Army College of Dental Sciences, 2013.

Dr. NTR University of Health Sciences Continuing Dental Education program on use of Articulators in Orthodontics at Army College of Dental Sciences, 2014.

Full day workshop on Clear Aligners in Orthodontics in association with Clearpath Orthodontics at Army College of Dental Sciences, 2014.

Dr. NTR University of Health Sciences Continuing Dental Education program on use of facebows and articulators in Orthodontics at Army College of Dental Sciences, 2015.

Damon Self Ligation System workshop at Army College of Dental Sciences, 2015.

Smile Torch program in conjunction with the Indian Orthodontic Society comprising of skits, general talks on importance of Orthodontics, flash mobs etc at various locations in Hyderabad and at Army College of Dental Sciences, 2015.

Swacch Bharat program on the directions of the Prime Minister of India, Shri. Narendra Modi at Army College of Dental Sciences, 2015.

Member of the Organizing team for the prestigious 50th Indian Orthodontic Society National Conference, Hyderabad, 2015.

Dr. NTR University of Health Sciences Continuing Dental Education program on occlusion at Army College of Dental Sciences, 2016.

Damon Self Ligation appliances and TADs. Full day workshop with live Implant placement demonstrations conducted at Army College of Dental Sciences, Secunderabad, June 2018.

One day hands on training program on Pitts 21 Passive Self-Ligating appliances at Army College of Dental Sciences, November 2021.

Membership of Professional Bodies

Life Member of the Indian Orthodontic Society

Member in good standing, The Royal College of Surgeons of Edinburgh

Member in good standing, The Royal College of Physicians and Surgeons of Glasgow

Member in good standing, Hyderabad Runners(Professional running group)

Member in good standing, Hyderabad Randonneurs(Professional cycling group)

Manuscript Reviewer

Journal of Indian Orthodontic Society

Journal of the World Federation of Orthodontists

Journal of Oral Biology and Craniofacial Research

Journal of Clinical, Cosmetic and Investigational Dentistry

Research Advising

18 post graduate students guided till date. 18 Library Dissertations and thesis completed. More than 50 research papers published and several in review.

You Tube Uploads (More than 55000 views)

Use of articulators

Facebow transfer, lab mounting of models and Splint fabrication

Journal Publications

Chitra P. Crossroads. Journal of the Indian Dental Association, Deccan Branch, Nov- Dec 2002.

Chitra P. Photography for the practicing dentist. Journal of the Indian Dental Association, Deccan Branch, Jan - Feb 2003.

Chitra P. Management of a skeletal Class II malocclusion with growth modulation and orthodontics. Journal of the Indian Dental Association, Deccan Branch, May - Jun 2003.

Chitra P. Orthodontics in Adults. Possibilities and management. Journal of the Indian Dental Association, Deccan Branch, Jul - Aug 2003.

Chitra P. Lingual Orthodontics. Fact or fiction. Journal of the Indian Dental Association, Deccan Branch, Sep - Oct 2003.

Chitra P. Functional appliances for you and me. Journal of the Indian Dental Association, Deccan Branch, Jan - Feb 2004.

Chitra P. Non extraction therapy with the Refined Begg Appliance. Journal of the Indian Dental Association, Deccan Branch, Mar - Apr 2004.

Chitra P., Chitra U. Dietary factors in Dental Disease. A review. Indian Dentist Research and Review, Jan 2008.

Chitra P. Digital Dental Photography. Journal of Health Sciences, 2011.

Yashpal, Chitra P. Efficacy of a primerless light cured orthodontic composite over two conventional bonding systems. International Journal of Scientific Research, 2014.

Chitra P., Dahiya S. Changes in upper lip dimensions during rest and smiling based on age and sex in Indian population. Indian Journal of Applied Research, 2014.

Chitra P., Prasanna A. Soft tissue chin thickness comparisons in Indian Adult Class II Division 1 subjects. International Journal of Scientific Research, 2014.

Chitra P., Yashpal. The Curve of Spee - A Diagnostic Tool. Indian Journal of Applied Research, 2014.

Chitra P., Pulgaonkar R. The effects of 3 commonly consumed soft drinks on bracket bond strengths, microleakage and adhesive remnant index: An in - vitro study. Indian Journal of Research, 2014.

Chitra P., Prasanna A. Perceptions of facial attractiveness among different groups - An analysis. Indian Journal of Applied Research, 2014.

Chitra P., Prasanna A., Ponnada S., Aravind N.K.S., Mathur A. Assessment of different facial profiles by groups of children, adolescents, dental students, artists and orthodontists. Journal of Research and Advancement in Dentistry, 2015.

Ponnada S., Chitra P. Management of a skeletal Class II malocclusion with a fixed functional appliance and orthodontics. Journal of Research and Advancement in Dentistry, 2015.

Dahiya S., Chitra P., Rao S.S., Bindra S. Modified SARME (Surgically assisted Rapid Maxillary Expansion) in conjunction with orthodontic treatment. A Case Report. Journal of Clinical and Diagnostic Research, 2015.

Pulgaonkar R., Chitra P. Altered passive eruption complicating optimal orthodontic bracket placement: A Case Report and Review of Literature. Journal of Clinical and Diagnostic Research, 2015.

Chitra P., Dahiya S., Kaushik M. Interdisciplinary management of crown root fracture in the anterior esthetic zone. Journal of Research and Advancement in Dentistry, 2015.

Chitra P., Dahiya S., Mathur A. Rapid reactivation of open coil springs. A novel approach. Orthodontic Journal of Nepal, 2015.

Dahiya S., Chitra P., Vikrant, Aravind N.K.S., Bindra S. Rapid maxillary expansion to correct palatal fracture malunion; A Case Report. Journal of Clinical and Diagnostic Research, 2016.

Yashpal, Chitra P. A comparison of the efficacy of a primerless orthodontic bonding adhesive as compared to conventional materials: An invitro study. Dental Journal of Advanced Studies, 2016.

Prakash A., Pulgaonkar R., Chitra P. A new combination mirror with template for intraoral photography. Journal of Indian Orthodontic Society, 2016.

Pulgaonkar P., Panicker S.L., Chitra P. Clinical instrument refurbishment - A chairside technique. Journal of Clinical and Diagnostic Research, 2016.

Pulgaonkar R., Chitra P., Moosvi Z. Benign reactive lymphadenopathy associated with submandibular gland enlargement during orthodontic treatment. Journal of Oral and Maxillofacial Pathology, 2017.

Negi G., Chitra P. Photogrammetric correlation of face with frontal radiographs and direct measurements. Journal of Clinical and Diagnostic Research, 2017.

Ashwin P., Chitra P. Photogrammetry as a tool to aid orthodontic diagnosis and treatment assessment. *Journal of Contemporary Orthodontics*, 2017.

Chitra P., Verma S., Rao S.S., Kumar T.V.P., Mohan P., Pulgaonkar R. Management of an asymmetric Class II malocclusion in association with mandibular deformity. A case report. *Journal of Contemporary Orthodontics*, 2017.

Kumar T.V., Chitra P. Determination of Bolton norms for Indian Population sample. *Orthodontic Journal of Nepal*, 2018.

Chitra P., Negi G., Thushar B.K., Verma S. Treatment outcomes in the Sagittal and Vertical dimensions with the AdvanSync2 Class II corrector - A Case Series. *Journal of Contemporary Orthodontics*, 2019.

Dahiya S., Negi G., Arya A., Chitra P. The extraction - non extraction conundrum and the role of self-ligation in present day mechanotherapy. *Orthodontic Journal of Nepal*, 2019.

Chitra P., Prashantha G.S., Rao A. Long term evaluation of metal ion release in orthodontic patients using fluoridated oral hygiene agents: An in vivo study. *Journal of the World Federation of Orthodontists*, 2019.

Negi G., Chitra P. Photogrammetric reliability of frontal facial photographs with radiographs and anthropometric measurements. *Journal of Oral Biology and Craniofacial Research*, 2019.

Chitra P., A new approach to prevent crown loosening and caries in the AdvanSync2 Class II corrector. *Journal of Indian Orthodontic Society*, 2020.

Ashwin P., Chitra P., Bolton's analysis using a photogrammetric method on occlusal photographs. *European Oral Research*, 2020

Shubhnita V., Chitra P., Perceptions of facial proportions and lip competency on facial attractiveness amongst people of Telangana origin. *Journal of Dr. NTR University of Health Sciences*.

Diddige R., Negi G., Chitra P., Comparison of pain levels experienced in patients treated with 3 different orthodontic appliances: A randomized controlled trial. *Medicine and Pharmacy Reports*, 2020.

Pulgaonkar R., Chitra P., Stereomicroscopic analysis of microleakage, evaluation of shear bond strength and adhesive remnants beneath orthodontic brackets under cyclic exposure to commercially consumed soft drinks. *Indian Journal of Dental Research*.

Dahiya S., Negi G., Chitra P., Evaluating upper lip changes during smiling and at rest in Indian population. Indian Journal of Dental Research.

Pasupureddi K., Puneet S.B., Chitra P., In vivo comparison of structural and surface topography of 3 different Nickel Titanium archwires. Journal of Indian Orthodontic Society.

Pasupureddi K., Chitra P. Ultimate tensile strength comparisons of Nickel titanium archwires exposed to fluoride environments. Orthodontic Journal of Nepal.

Tushar B., Mathur A., Diddige R., Verma S., Chitra P., Comparison of torque expression between two passive self-ligating brackets with respect to interbracket wire dimensions and types: A Finite Element Study. Journal of Indian Orthodontic Society.

Chitra P., Prashantha G.S., Rao A., Effect of fluoride agents on surface characteristics of NiTi wires. An Ex Vivo investigation. Journal of Oral Biology and Craniofacial Research.

Paul P., Mathur A., Chitra P. Cone beam computed tomographic comparison of infrazygomatic crest bone thickness in patients with different facial types. Orthodontic Waves.

Pasupureddi K., Chitra P., Dentoskeletal, soft tissue and airway effects of the AdvanSync2 in patients with Class II div 1 mandibular retrognathism: A retrospective study. International Journal of Scientific Research.

Pasupureddi K., Chitra P., Alleviation of lower anterior crowding with Superelastic and Heat-activated NiTi wires: A prospective clinical trial. Turkish Journal of Orthodontics.

Paul P., Mathur A., Chitra P., CBCT evaluation of relationship between airway dimension and mandibular position in adults with different growth patterns. Journal of Stomatology.

Pasupureddi K., Mukhopadhyay M., Chitra P., Effect of altered calcium metabolism on orthodontic tooth movement – A Systematic Review. Frontiers in Dentistry.

Pasupureddi K., Thakur A., Chitra P., The conundrum of molar distalization or mandibular relocation in Class II malocclusions. American Journal of Orthodontics and Dentofacial Orthopaedics.

Pasupureddi K., Mukhopadhyay M., Diddige R., Verma S., Raj P.M., Chitra P., Comparison of Safe -T separators and conventional elastomeric separators for amount of separation, pain and gingival health: A randomized controlled trial. Indian Journal of Dental Research (In review).

Thakur A., Chitra P., The perception of attractiveness of the facial profile among people of Telangana ethnicity. Journal of the Dr. NTR University of Health Sciences.

Thakur A., Chitra U., Chitra P., Balancing oral health and nutrition in the time of COVID - 19. Annals of the Romanian Society of Cell Biology.

Chitra P., Prashantha G.S., Rao A., In vivo investigation of gingival health and oxidative stress changes in patients undergoing orthodontic treatment with and without fluoride use. Journal of the Indian Society of Periodontology.

Chitra P., Prashantha G.S., Rao A., In vivo evaluation of micronucleus frequencies in buccal mucosal cells of orthodontic patients with and without fluoride use. Journal of the Indian Orthodontic Society.

Chitra P., Orthodontic instrument for seating an archwire. Journal of the Indian Orthodontic Society.

Paul P., Mathur A., Chitra P., Stress distribution patterns in mini-implant and bone in the infra-zygomatic crest region at different angulations: A finite element study. Journal of the World Federation of Orthodontists.

Books

Chitra P., Pulgaonkar R. Evolution of orthodontic bracket systems. ISBN - 13 - 978-3659747144. Lap Lambert Academic Publishing.

Chitra P. Diagnosis and management of dental / skeletal asymmetries. In Treatment Protocols for Practitioners published by the Indian Orthodontic Society, 2016.

Patent granted in Indian Patent Office with Patent Number 361311 dated 07/08/2020

ORTHODONTIC INSTRUMENT FOR SEATING AN ARCHWIRE

Sports, Fitness and Endurance

Active member of Hyderabad Runners

Active member of Hyderabad Randonneurs

Participated and successfully completed multiple 10K, 21K and full marathons.

Completed 200K and 300K cycling brevets

Active Triathlete with successful completion of Olympic triathlon events.

Successfully completed 3 full marathons (42.195 Kilometers)

Tata Mumbai Marathon - 2019,2020

Airtel Hyderabad Marathon - 2019

Multiple Half Marathons

Dr. Prasad Chitra
Professor and Head, Orthodontics
Army College of Dental Sciences
Secunderabad

LIST OF PAPERS PUBLISHED

Journal Publications

Chitra P. Crossroads. Journal of the Indian Dental Association, Deccan Branch, Nov- Dec 2002.

Chitra P. Photography for the practicing dentist. Journal of the Indian Dental Association, Deccan Branch, Jan - Feb 2003.

Chitra P. Management of a skeletal Class II malocclusion with growth modulation and orthodontics. Journal of the Indian Dental Association, Deccan Branch, May - Jun 2003.

Chitra P. Orthodontics in Adults. Possibilities and management. Journal of the Indian Dental Association, Deccan Branch, Jul - Aug 2003.

Chitra P. Lingual Orthodontics. Fact or fiction. Journal of the Indian Dental Association, Deccan Branch, Sep - Oct 2003.

Chitra P. Functional appliances for you and me. Journal of the Indian Dental Association, Deccan Branch, Jan - Feb 2004.

Chitra P. Non extraction therapy with the Refined Begg Appliance. Journal of the Indian Dental Association, Deccan Branch, Mar - Apr 2004.


Chitra P., Chitra U. Dietary factors in Dental Disease. A review. Indian Dentist Research and Review, Jan 2008.

Chitra P. Digital Dental Photography. Journal of Health Sciences, 2011.

Yashpal, Chitra P. Efficacy of a primerless light cured orthodontic composite over two conventional bonding systems. International Journal of Scientific Research, 2014.

Chitra P., Dahiya S. Changes in upper lip dimensions during rest and smiling based on age and sex in Indian population. Indian Journal of Applied Research, 2014.

Chitra P., Prasanna A. Soft tissue chin thickness comparisons in Indian Adult Class II Division 1 subjects. International Journal of Scientific Research, 2014.


Dr. PRASAD CHITRA
MDS, MCO, RCPS (Glasg); M.Orth.RCS (Edin)
Professor and Head
Department of Orthodontics
Army College of Dental Sciences
Secunderabad- 500 087

Chitra P., Yashpal. The Curve of Spee - A Diagnostic Tool. Indian Journal of Applied Research, 2014.

Chitra P., Pulgaonkar R. The effects of 3 commonly consumed soft drinks on bracket bond strengths, microleakage and adhesive remnant index: An in - vitro study. Indian Journal of Research, 2014.

Chitra P., Prasanna A. Perceptions of facial attractiveness among different groups - An analysis. Indian Journal of Applied Research, 2014.

Chitra P., Prasanna A., Ponnada S., Aravind N.K.S., Mathur A. Assessment of different facial profiles by groups of children, adolescents, dental students, artists and orthodontists. Journal of Research and Advancement in Dentistry, 2015.

Ponnada S., Chitra P. Management of a skeletal Class II malocclusion with a fixed functional appliance and orthodontics. Journal of Research and Advancement in Dentistry, 2015.

Dahiya S., Chitra P., Rao S.S., Bindra S. Modified SARME (Surgically assisted Rapid Maxillary Expansion) in conjunction with orthodontic treatment. A Case Report. Journal of Clinical and Diagnostic Research, 2015.

Pulgaonkar R., Chitra P. Altered passive eruption complicating optimal orthodontic bracket placement: A Case Report and Review of Literature. Journal of Clinical and Diagnostic Research, 2015.

Chitra P., Dahiya S., Kaushik M. Interdisciplinary management of crown root fracture in the anterior esthetic zone. Journal of Research and Advancement in Dentistry, 2015.

Chitra P., Dahiya S., Mathur A. Rapid reactivation of open coil springs. A novel approach. Orthodontic Journal of Nepal, 2015.

Dahiya S., Chitra P., Vikrant, Aravind N.K.S., Bindra S. Rapid maxillary expansion to correct palatal fracture malunion: A Case Report. Journal of Clinical and Diagnostic Research, 2016.

Yashpal, Chitra P. A comparison of the efficacy of a primerless orthodontic bonding adhesive as compared to conventional materials: An invitro study. Dental Journal of Advanced Studies, 2016.

Prakash A., Pulgaonkar R., Chitra P. A new combination mirror with template for intraoral photography. Journal of Indian Orthodontic Society, 2016.

Pulgaonkar P., Panicker S.L., Chitra P. Clinical instrument refurbishment - A chairside technique. Journal of Clinical and Diagnostic Research, 2016.

Pulgaonkar R., Chitra P., Moosvi Z. Benign reactive lymphadenopathy associated with submandibular gland enlargement during orthodontic treatment. Journal of Oral and Maxillofacial Pathology, 2017.

Negi G., Chitra P. Photogrammetric correlation of face with frontal radiographs and direct measurements. *Journal of Clinical and Diagnostic Research*, 2017.

Ashwin P., Chitra P. Photogrammetry as a tool to aid orthodontic diagnosis and treatment assessment. *Journal of Contemporary Orthodontics*, 2017.

Chitra P., Verma S., Rao S.S., Kumar T.V.P., Mohan P., Pulgaonkar R. Management of an asymmetric Class II malocclusion in association with mandibular deformity. A case report. *Journal of Contemporary Orthodontics*, 2017.

Kumar T.V., Chitra P. Determination of Bolton norms for Indian Population sample. *Orthodontic Journal of Nepal*, 2018.

Chitra P., Negi G., Thushar B.K., Verma S. Treatment outcomes in the Sagittal and Vertical dimensions with the AdvanSync2 Class II corrector - A Case Series. *Journal of Contemporary Orthodontics*, 2019.

Dahiya S., Negi G., Arya A., Chitra P. The extraction - non extraction conundrum and the role of self-ligation in present day mechanotherapy. *Orthodontic Journal of Nepal*, 2019.

Chitra P., Prashantha G.S., Rao A. Long term evaluation of metal ion release in orthodontic patients using fluoridated oral hygiene agents: An in vivo study. *Journal of the World Federation of Orthodontists*, 2019.

Negi G., Chitra P. Photogrammetric reliability of frontal facial photographs with radiographs and anthropometric measurements. *Journal of Oral Biology and Craniofacial Research*, 2019.

Chitra P., A new approach to prevent crown loosening and caries in the AdvanSync2 Class II corrector. *Journal of Indian Orthodontic Society*, 2020.

Ashwin P., Chitra P., Bolton's analysis using a photogrammetric method on occlusal photographs. *European Oral Research*, 2020

Shubhnita V., Chitra P., Perceptions of facial proportions and lip competency on facial attractiveness amongst people of Telangana origin. *Journal of Dr. NTR University of Health Sciences*.

Diddige R., Negi G., Chitra P., Comparison of pain levels experienced in patients treated with 3 different orthodontic appliances: A randomized controlled trial. *Medicine and Pharmacy Reports*, 2020.

Pulgaonkar R., Chitra P., Stereomicroscopic analysis of microleakage, evaluation of shear bond strength and adhesive remnants beneath orthodontic brackets under cyclic exposure to commercially consumed soft drinks. *Indian Journal of Dental Research*.

Dahiya S., Negi G., Chitra P., Evaluating upper lip changes during smiling and at rest in Indian population. Indian Journal of Dental Research.

Pasupureddi K., Puneet S.B., Chitra P., In vivo comparison of structural and surface topography of 3 different Nickel Titanium archwires. Journal of Indian Orthodontic Society.

Pasupureddi K., Chitra P. Ultimate tensile strength comparisons of Nickel titanium archwires exposed to fluoride environments. Orthodontic Journal of Nepal.

Tushar B., Mathur A., Diddige R., Verma S., Chitra P., Comparison of torque expression between two passive self-ligating brackets with respect to interbracket wire dimensions and types: A Finite Element Study. Journal of Indian Orthodontic Society.

Chitra P., Prashantha G.S., Rao A., Effect of fluoride agents on surface characteristics of NiTi wires. An Ex Vivo investigation. Journal of Oral Biology and Craniofacial Research.

Paul P., Mathur A., Chitra P. Cone beam computed tomographic comparison of infrazygomatic crest bone thickness in patients with different facial types. Orthodontic Waves.

Pasupureddi K., Chitra P., Dentoskeletal, soft tissue and airway effects of the AdvanSync2 in patients with Class II div 1 mandibular retrognathism: A retrospective study. International Journal of Scientific Research.

Pasupureddi K., Chitra P., Alleviation of lower anterior crowding with Superelastic and Heat-activated NiTi wires: A prospective clinical trial. Turkish Journal of Orthodontics.

Paul P., Mathur A., Chitra P., CBCT evaluation of relationship between airway dimension and mandibular position in adults with different growth patterns. Journal of Stomatology.

Pasupureddi K., Mukhopadhyay M., Chitra P., Effect of altered calcium metabolism on orthodontic tooth movement – A Systematic Review. Frontiers in Dentistry.

Pasupureddi K., Thakur A., Chitra P., The conundrum of molar distalization or mandibular relocation in Class II malocclusions. American Journal of Orthodontics and Dentofacial Orthopaedics.

Pasupureddi K., Mukhopadhyay M., Diddige R., Verma S., Raj P.M., Chitra P., Comparison of Safe -T separators and conventional elastomeric separators for amount of separation, pain and gingival health: A randomized controlled trial. Indian Journal of Dental Research (In review).

Thakur A., Chitra P., The perception of attractiveness of the facial profile among people of Telangana ethnicity. Journal of the Dr. NTR University of Health Sciences.

Thakur A., Chitra U., Chitra P., Balancing oral health and nutrition in the time of COVID – 19. Annals of the Romanian Society of Cell Biology.

Chitra P., Prashantha G.S., Rao A., In vivo investigation of gingival health and oxidative stress changes in patients undergoing orthodontic treatment with and without fluoride use. Journal of the Indian Society of Periodontology.

Chitra P., Prashantha G.S., Rao A., In vivo evaluation of micronucleus frequencies in buccal mucosal cells of orthodontic patients with and without fluoride use. Journal of the Indian Orthodontic Society.

Chitra P., Orthodontic instrument for seating an archwire. Journal of the Indian Orthodontic Society.

Paul P., Mathur A., Chitra P., Stress distribution patterns in mini-implant and bone in the infra-zygomatic crest region at different angulations: A finite element study. Journal of the World Federation of Orthodontists.

CV – Dr. Krishna Priya

Personal details

Name Dr. Krishna Priya Vellore
Date of birth 28th Jan 1970
Marital status Married
Nationality Indian
House address H. No: 8-5-84/3, Road No: 1
Mallikarjuna Colony,
Old Bowenpally
Secunderabad-500011.
krishnapriyavlr@gmail.com
09440365736
040- 27957341

Educational qualifications

Bachelor of Dental Surgery M R Ambedkar Dental College, Bangalore
(1991-1995) Bangalore University.
Master of Dental Surgery Osmania Government Dental College & Hospital,
Hyderabad.
(1998-2002) (Pedodontics and Preventive Dentistry)

Professional experience

1. 12th February – 8th April 2003 - Kamineni Institute of Dental Sciences, Narkatpally, Nalgonda Dist. – Senior Lecturer
2. 9th April 2003 to 18th October, 2006 – Army College of Dental Sciences, Secunderabad. – Senior Lecturer
3. 23rd October 2006 – 10th August 2009 – Sri Sai college of Dental Surgery, Vikarabad. - Reader
4. 26th August 2009 to 30th June, 2011 – Army college of Dental Sciences, Secunderabad. - Reader

2. 30th Annual Indian society of Pedodontics and Preventive Dentistry Conference, Nov 2008, Hyderabad, Andhra Pradesh.
3. 30th A.P. State Dental Conference at Panineeya Institute of Dental sciences, Hyderabad, Andhra Pradesh.
4. 29th Annual Indian society of Pedodontics and Preventive Dentistry conference, Nov 2007, Bangalore, Karnataka.
5. 21st Annual Indian Society of Pedodontics and Preventive Dentistry Conference, Nov 1999 Mumbai.
6. 23rd Annual Indian Society of Pedodontics and Preventive Dentistry Conference, Nov 2001, New Delhi.
7. 23rd IDA A P State Dental Conference at Visakhapatnam.
8. 22nd IDA A P State conference at Tirupati.
9. 33rd ISPPD Conference, Mangalore. 2011.
10. 31st AP State Dental conference at panineeya Institute of Dental Sciences, Hyderabad.
11. 32nd AP State Dental conference at Khammam.
12. 33rd AP State Dental Conference at G. Pulla Reddy Dental College and Hospital, Kurnool.
13. 13th ISPPD National PG Convention, February 2016, Hyderabad.
14. Telangana State Dental Conference, Karimnagar, December 2017
15. Famdent Conference, Sept 2017, Hyderabad
16. Famdent Conference, Sept 2018, Hyderabad
17. 40th ISPPD National Conference, October 2018, Nagpur
18. Telangana State Dental Conference, Dec 2018, Hyderabad

Workshops & CDE Programmes attended

1. CDE Programme at ACDS on March 12th 2011.
2. Workshop attended at Famdent Convention, Nov 2010, Topic – Aesthetic Dentistry.
3. Workshop attended at Famdent Convention, Nov 2010, Topic – Post and Core.

DR. V. KRISHNA PRIYA

Professor and HOD

S.NO	PUBLICATION	JOURNAL	YEAR
1.	Post-surgical dentofacial deformities and dental treatment needs in cleft-lip-palate children: A clinical study	J Indian Soc Pedod Prev Dent 2011;29:229-34.	2011
2.	Occlusion of Primary Dentition in Preschool Children of Chennai and Hyderabad: A Comparative Study.	Contemp Clin Dent 2012;3:31-7.	2012
3.	Use of Lasers for Pediatric Dental Patients.	Journal of Dental Research 2012 May-Aug;11(2).	2012
4.	Circum Mandibular Wiring of Symphysis Fracture in a Five-Year-Old Child.	Case Reports in Dentistry 2013:1-4.	2013
5.	Unilateral hypodontia in primary Dentition: Does it affect the permanent successor. A literature Review and Case report.	Journal Of Young medical Researchers , Vol. 1, Issue 2, January- july 2014	2014
6.	Digital Photography in Dental Practice: An Introduction	. ACDS Journal. 2014.	2014
7.	Surgical derotation technique, A novel approach in the management of rotated immature permanent incisor	Int J Clin Pediatric Dent	2015

16.	Knowledge, Attitude and Practices towards eco-friendly dentistry among dental practioners	Journal of Research in Dentistry	2017
17.	To Measure the Anxiety of the Child with Autism using A Parent Rated Child and Adolescent Symptom Inventory (CASI) Anxiety Scale and to Evaluate Its Relationship with IQ: A Research	International Journal of Contemporary Medical Research	2018
18.	Treatment Options for Fractured Permanent Anterior Teeth	ACDS Journal	2019
19.	Dentigerous Cyst in Mixed Dentition: A conservative Approach	Journal of Army College of Dental Sciences	2020
20.	Bilateral Supplemental Maxillary Lateral Incisors – Report of a Rare Case	Journal of Army College of Dental Sciences	2020
21.	Awareness Regarding Child Abuse and Dental Neglect among Dental Professionals of Telangana	International Journal of Contemporary Medical Research	2020
22.	Knowledge, Awareness and Attitude Regarding Stem Cells and Dental Stem Cells Banking Among School Teachers: a Cress Sectional Survey	International Journal of Dental and Health Sciences	2020
23.	Amelogenesis Imperfecta and Distal Renal Tubular acidosis: A Case Report	International Journal of Clinical Pediatric Dentistry	2020
24.	Congenital Hypopituitarism: A Case Report	JOOOO	2021
25.	Cold Abscess of Dental Origin In A 7-year-old Child	JISPPD	2021

DR. MAMTA KAUSHIK

Professor & Head of Department

Conservative Dentistry and Endodontics

Name of the Candidate: Dr Mamta Kaushik
Date of Birth/ Age: 05 February 1977 / 44 yrs
Address: E 48 Sainikpuri, Secunderabad
Email id: mamkaushika@gmail.com
Phone No: 9391010325



1. Educational qualifications:

S.No	Degree	Institution	University	Year of passing	Percentage
1.	Bachelor of Dental Surgery	Govt. Dental and College Hospital, Ahmedabad	Gujarat University	1999	61.2 %
2.	Master of Dental Surgery: Subject: Operative Dentistry (Conservative Dentistry and Endodontics)	Govt. Dental and College Hospital, Ahmedabad	Gujarat University	2002	59 %

TOTAL EXPERIENCE:

19 years 02 months and 27 days (1st August 2002- Till Date)

S.No	Name of Institute worked as a Teacher	Designation	Time Period		Experience	
			From	Till	19 years 02 months and 27 days	
1	Army College of Dental Sciences, Secunderabad	Professor and Head of Department	01/May/2013	Date	08 Years 02 months and 27 days	10 yrs 11 mths and 27 days

Mamta Kaushik

7	Comparison of remineralizing effect of organic and inorganic fluoride by evaluation of microhardness and quantitative analysis of calcium and phosphorus ratio on enamel surface: An in vitro study.	International Journal of Dental Materials 2020; 2(3):75-81	10
8	A paradigm shift from traditional replacement to minimally invasive repair. A case series and literature review.	Journal of Army College of Dental Sciences, Jan-June 2020; 8(1):32-37.	2.5
9	Endodontic management of mandibular molar with 5 canals-A case report.	Journal of Army College of Dental Sciences, Jan-June 2020; 8(1):66-69.	2.5
10	Book-NANODENTISTRY-Emphasizing applications in Restorative Dentistry and Endodontics.	Book-Mahi Publication- 2020	10
11	Evaluation of alpha-adrenomimetic agents for gingival retraction: A randomized crossover clinical trial.	Journal Conservative Dentistry 2019;22:533-7.	15
12	Spectrum of knowledge, confidence and intended behaviour among dental students and interns towards caries risk assessment, diagnosis and treatment.	Paripex - Indian Journal of Research volume-8 (2); february-2019	05
13	Comparative evaluation of effects of natural antioxidants on the shear bond strength of composite resin to bleached enamel.	Indian Journal Dental Research 2019; 30: 112-6.	15
14	Qualitative and quantitative analysis of apical microleakage of different endodontic sealers	International Journal of Advanced Research 2019;7(6):476-481	5
15	Ever Stick post: Esthetic Transparent Glass fiber post for efficient Corono- Radicular stabilization of compromised Coronal tooth Structure (A Review)	Heal talk 2019	05
16	Clinical diagnostic methods	Contributor for a chapter in Essentials of Endodontics, Vimal K Sikri (2 nd Edition) 2019 – CBS Publishers	05

[Handwritten signature]

28	Effect of Green Coffee Bean Extract on Streptococcus mutans Count: A Randomised Control Trial.	Journal of Clinical and Diagnostic Research. 2017 May, Vol-11(5): 68-71	15
29	A novel method to distinguish old composite from enamel: Spectrophotometric validation	British Journal of Medicine And Medical Research 19(4);1-10	15
30	Surgical repositioning of a pathologically displaced central incisor with a large cystic lesion.	Journal of Dr. NTR University of Health Sciences 2016; 5(3): 226-229	5
31	Assessment of the Deleterious effects of therapeutic antitussives on enamel. Mapping the chemical profile of over the counter cough lozenges using analytical HPLC	British Journal of Medicine And Medical Research. 18(6);1-8	15
32	Regenerative endodontics- creating new horizons.	J Biomed Mater Res Part B, 2016;104B:676-685	7.5
34	Coronal leakage of provisional restorative materials used in endodontics with and without intracanal medication after exposure to human saliva	Saudi Endodontic Journal 2016;6:77-81	15
35	A comparative evaluation of remineralizing ability of bioactive glass and amorphous calcium phosphate casein phosphonate on early enamel lesion	Dental Research Journal 2016;13:297-302	15
36	A SEM evaluation of smear layer removal using two rotary instrument systems with EDTA and vinegar as a root canal irrigant.	Journal of Restorative Dentistry 2016;4:17-21	15
37	The effect of coconut oil pulling on streptococcus mutans count in saliva in comparison with chlorhexidine mouthwash.	The Journal of Contemporary Dental Practice 2016;17(1):38-41	15
38	To compare the effects of different irrigation techniques on interappointment medicament removal.	The Journal of Army College of Dental Sciences 3(2) Jul-Dec 2015	5
39	To evaluate the effect of sealers and time of post space preparation on apical microleakage	The journal of Army College of Dental Sciences 3(2) Jul-Dec 2015	5
40	Comparison of the effect of three different irrigants on the contact angle of an epoxy resin sealer with intraradicular dentin.	Saudi Endodontic Journal Sep-Dec 2015;5(3):166-170.	15

Handwritten signature

Guest Speaker:

1. Guest lecture 'Reversible and Irreversible Pulpitis': Army College of Dental College, Secunderabad; Aug 2012.
2. Guest lecture 'Endodontic Microbiology': Zonal CDE at Mamta Dental College, Khammam; Aug 2013.
3. Guest lecture 'Microleakage in Restorative Dentistry': Zonal CDE at Govt. Dental College, Hyderabad; Sept 2013
4. Guest lecture 'Newer trends in Cavity Preparations': Zonal CDE at Sri Sai Dental College, Vikarabad; Feb 2014.
5. Guest speaker 'Endodontic Emergencies and Recent Advances in Endodontic Material- An Update': Exuberance Dental Conference, Vijaywada; Sept 2015.
6. Guest Speaker 'Sense & Sensibility': Zonal CDE (Pedodontics) at Army College of Dental Sciences, Secunderabad; Mar 2016.
7. Keynote Lecture 'Minimally Invasive Dentistry': 17th IACDE and IES PG Convention, Bhopal; Apr 2016.
8. Invited Guest Speaker 'Endodontic Emergencies': Zonal CDE at Govt Dental College & Hospital; Aug 2016.
9. Invited Guest Speaker 'Pulp Sensibility': Zonal CDE at Mamata Dental College, Khammam; Aug 2016.
10. Keynote Speaker 'Minimal Invasive Dentistry': 1st GACDE conference & 5th IES – West Zone PG Convention, Daman; Sept 2016.
11. Keynote Speaker 'Impressions and Provisional': Dental Panache – Veneer it in Style, National Workshop at Army College of Dental Sciences, Secunderabad; Mar 2017.
12. Invited Guest Speaker 'From the sword to the shield-Redefining Caries Management': Endocon2017 – State Endodontic Conference at Gitam Dental College, Vishakapatnam; Aug 2017.
13. Invited Guest Speaker 'Gingival Tissue Management' and 'Impressions and Provisional': Cosmo-Vista 2017 – an insight to veneers and laminates, PMNN Dental College and Hospital and IDA Bagalkot Branch; Sept 2107.
14. Invited Guest Speaker 'Medical Model of Caries Management': 1st IACDE Central Zonal PG Conference, Indore; July 2018.
15. Resource Person on 'Pulp Vitality Testing': Student Exchange Programme, Army College of Dental Sciences; August 2018.



7. Moderation at IFEA on 25th September 2020, keynote session by Dr. Anil Kishen
8. Moderation at CDE Programme "Rise of Phoenix - Regen Endo" by Vishnu Dental 27th Nov 2020
9. Moderation at VSPN Dental College, Naggur on 28th July 2021
10. Moderation at ACDI on 26th Jan 2021

Conferences/ CDE Programmes Conducted:

1. Talk on "Research Modalities" by Dr. Udaya Kumar on 22nd Aug 2009 – CDE programme for PG's and Faculty.
2. Dr. NTRUHS's CDE programme for post graduate students on caries and its management, at ACDS, Secunderabad on 11th Oct 2011.
3. Zonal CDE programme at ACDS ON 24th June 2013
4. Lecture on Emerging Concepts in Esthetic Restorations by DrNarsimhaBhardwaj on 24th Jan 2014.
5. Zonal CDE on 2014
6. Lecture on "Personality Development" by Mr V Jayabal on 19th September 2014.
7. Lecture on Role of CBCT in Endodontic Diagnosis and Treatment Planning by DrVenkatCanakapalli on 17th March 2015.
8. Zonal CDE at Army College of Dental Sciences, on 13th May 2016.
9. Conducted Seminar on Cons Endo Day at ACDS on 6th March 2017
10. 'Dental Panache – Veneer it in style': National Workshop on Ceramic Veneers on 17th March 2017; at Army College of Dental Sciences.
11. Conducted a one-day workshop on Microscopes in Endodontics by DrKunjalMistry on 22nd March 2017; at Army College of Dental Sciences.
12. Conducted a 4 Day Student exchange Program from 28th – 30th August 2018.
13. Conducted a One day National Workshop on "Contact and Contours for Posterior Composites" on 17th Jan 2019.
14. Organized the 3rd ACDI International Conference from 18th- 20th Jan 2019.
15. Kaleidoscope virtual conference organized by Army College of Dental Sciences on 19-20 October 2020

14. Talk on "Periodontal Procedures in Clinical Practice" by Dr. Subratroy on 1st February 2009.
15. CDE programme on "Medical Emergencies In A Dental Office" by Dr. Ramana Reddy and his team at ACDS on 22 Feb 2009
16. Guest lecture-full day programme on "Various Aspects Of Cancer" by Dr. Srinivasthaktavarithy and his team; Apollo hospital on 5th March 2009.
17. Guest lecture on "Modern Management Of Renal Failure" by Dr. Krishnan, Consultant Nephrologist-Apollo Hospital on 8th April 2009.
18. Guest lecture on "Head and Neck Cancer and Its Management" by American Cancer Research Institute on 2nd May 2009.
19. Talk on "Research Modalities" by Dr. Udaya Kumar on 22nd Aug 2009 – CDE programme for PG's and Faculty.
20. Endodontic Extravaganza full day talk by Dr. James Gutmann on "Impact Of Technology For Predictable Endodontic Results" on 15th September 2009 at Mumbai
21. Lecture on recent advances in Gastro Entrology by Dr. Bhupesh Kumar on 18 Dec 2009 at ACDS , Secunderabad
22. Lecture on Antibiotics – A new perspective in 2010 by Dr. Atab Ahmed at ACDS , Secunderabad on 19 mar 2010
23. IDA lecture on rotary endodontics by Dr. Maurine Guigand at Fortune Katriya on 2010
24. Lecture on head and neck cancer by Dr. KVVN Raju (Surgical Oncologist), and Dr. Sainagesh (Plastic surgeon) at ACDS , Secunderabad on 16 Apr 2010
25. Medical symposium on "The common medical disorders in India" organized on 24 Apr 2010 at ACDS , Secunderabad
26. Lecture and hands on course on "Operating Microscope" by Dr. AjitShaligram at ACDS , Secunderabad on 26 Jul 2010.
27. CDE programme on " ChlorhexidineGluconate" by Dr. Raghavendra on 16th Nov. 2010
28. 25th FODI and 18th IES National Conference, 9-12th December 2010; Chennai.
29. The Fandent Convention at Hyderabad on 26th- 28th November 2010
30. IDA lectures on contemporary Endodontics, stem cells, implants and dental digital photography at ACDS, Secunderabad on 12th Mar. 2011

54. Exuberance Dental Conference at Vijaywada on 27th September 2015
55. 30th IACDE and 23rd IES Conference on 26-29th Nov 2015, Amritsar
56. Teachers training Programme on 15th March 2016 by the Medical Education Unit at Army College of Dental Sciences, Secunderabad.
57. 17th IACDE/IES-PG Convention on 1st to 3rd April 2016, Bhopal.
58. Zonal CDE at Army College of Dental Sciences, on 13th May 2016
59. Lecture on "Shaping the Future of Endodontics" by Dr Julian Webber at Hyderabad on 16th July 2016.
60. 1st GACDE conference & 5th IES – West Zone PG Convention 9th-11th September 2016, Daman
61. 31st IACDE and 24th IES Conference on 9th- 13th Nov 2016, Kolkata.
62. 19th Asia Pacific Endodontic Confederation & 18th IACDE/IES-PG Convention on 5th to 8th April, 2017, Delhi.
63. Attended Conservative Dentistry & Endodontics Speciality Convention on 5-6th August 2017 at Visakhapatnam
64. Attended Pandent Conference at Hyderabad, September 2017
65. Attended Cosmovista Programme on 25th September 2017 at Bagalkot.
66. Attended 32nd IACDE & 25th IES National Conference, at Ahmedabad Nov 2017
67. Attended 19th IACDE/ IES – PG Convention on 16- 18th Feb 2018.
68. Attended DCI- IACDE Teachers Meet on 24th March 2018.
69. 1st IACDE Central Zonal PG Conference, Indore; July 2018.
70. 33rd National Conference, Vijaywada; Nov 2018.
71. 5th Telangana State Dental Conference, Hyderabad; Dec 2018.
72. CDE Programme, 'Rubber Damology' at MNR Dental College, 24th December 2019
73. 6th Telangana State Conference, Hyderabad, December 2019
74. CDE programme – Contact and Contours for posterior composites held at Army College of Dental Sciences, Hyderabad on 17th January 2019.
75. 3rd ACDI International Conference held at Hotel Marriott & Convention Centre, Hyderabad on 18th-20th January 2019.
76. CDE by DEPT. PERIODONTICS 11th February 2019 ACDS.
77. Attended National PG Convention at Chandigarh in March 2019.
78. Attended CDE Programme at Nadiad on 12th October 2019.

97. DCI Webinar "Dental caries-current concepts of dental caries" by Dr. Shreenivas S. Vanakion 30 August 2020
98. DCI Webinar "Informed consent-from dental surgeon's perspective" by Dr. George Paul on 6 September 2020
99. DCI Webinar "Management of Traumatic injuries to young permanent teeth" by Dr. Virinder Goyal on 13 Sep 2020
100. DCI Webinar "Adverse drug interactions and effects- what every dentist should know" by Dr. Keerthi Latha M. Paion 20 Sep 2020
101. 12 IFEA WORLD ENDODONTIC CONFERENCE from 23rd -26th September 2020
102. DCI Webinar "Role of Magnification in Conservative Dentistry and Endodontics" by Dr. R. S. Mohan Kumaron 27 Sep 2020
103. Online workshop on "Research Methodology" by Dr. Krithika Datta, Dr. Jayanthi Varun from 28 September 2020 -01 October 2020.
104. DCI Webinar "Re-Treatment Strategies in Prosthodontics in General Dental Practice" by Dr. T. V. Padmanabhan on 11 October 2020
105. DCI Webinar "Non-Surgical Periodontal Therapy" by Dr. D. Gopalakrishnan on 18 October 2020
106. Kaleidoscope virtual conference organized by Army College of Dental Sciences on 19-20 October 2020
107. DCI Webinar "The Renaissance Era in Dentistry" by Dr. Shankar Iyer on 1 November 2020
108. DCI Webinar "Orthodontic Diagnosis & Analysis of Diagnostic Records" by Dr. Ashok Surana on 8 November 2020
109. DCI Webinar "BIOPSY-An Integral Component of Diagnosis- Treatment & Prognosis of Oral Pre-cancer & Cancer" by Dr. Ranjan Rashmi Paul on 22 November 2020.
110. Attended webinar on Rise of the Phoenix- Regen Endo on 27th November 2020.
111. Attended online webinar - Pathway to publish & Progress on 12th Dec 2020.
112. Attended Webinar on the Concepts in Detection & Management in Cariology on 16th Dec 2020.
113. Attended Scintillation Webinar 2020 on 22nd December 2020.

Dr Mamta Kaushik
Prof & HOD
Dept of Conservative Dentistry & Endodontics

Ser No	Title of the Articles	Journal Details	Points
1	A Cross-Sectional Study on Knowledge, Attitude, and Perception toward COVID-19 Pandemic among Dental Students of India	Journal of Dental Research and Review 2021; 8:182-7.	05
2	Knowledge and perception of dental practitioners regarding the use of devitalizing agents	Medicine and pharmacy reports. 2021; 94: 348 - 352	15
3	Comparing the efficacy of Twin Mix and Lidocaine for Inferior Alveolar Nerve Blocks in patients with Symptomatic Irreversible pulpitis	Anesthesia Progress 67: 207-213:2020	15
4	Association of hormonal fingerprints and dental caries: A pilot study	Journal of Conservative Dentistry Volume 23: issue 4; 337-340 2020	15
5	Effect of three different rotary file systems on dentinal crack formation – A stereomicroscopic analysis.	Endodontology 2020; 32:220-4.	15
6	Anatomical relationship between roots of maxillary posterior teeth and maxillary sinus using cone-beam computed tomography	Endodontology 2020:32:124-9	15
7	Comparison of remineralizing effect of organic and inorganic fluoride by evaluation of microhardness and quantitative analysis of calcium and phosphorus ratio on enamel surface: An in vitro study.	International Journal of Dental Materials 2020; 2(3):75-81	10
8	A paradigm shift from traditional replacement to minimally invasive repair. A case series and literature review.	Journal of Army College of Dental Sciences, Jan-June 2020; 8(1):32-37.	2.5
9	Endodontic management of mandibular molar with 5 canals-A case report.	Journal of Army College of Dental Sciences, Jan-June 2020; 8(1):66-69.	2.5
10	Book-NANODENTISTRY-Emphasizing applications in Restorative Dentistry and Endodontics.	Book-Mahi Publication- 2020	10
11	Evaluation of alpha-adrenomimetic agents for gingival retraction: A randomized crossover clinical trial.	Journal Conservative Dentistry 2019; 22:533-7.	15

23	Local anaesthesia and inferior alveolar nerve block- A never ending saga	Journal of Pharmacology & Clinical Research. 2018 Jan, Vol5(1):1-4	05
24	"C" shaped root canal configuration in mandibular second molars: A case series.	Asian Pacific Journal of Health Sciences 2018 Jan- Mar, Vol 5(1): 28-30.	05
25	Minimally invasive surgical approach in the management of comminuted crown-root fracture- A case report.	Journal of West African College of Surgeons. 2017 Oct- Dec, Vol 7(1)	7.5
26	Assessment of marginal integrity of proximal composite resin restorations performed with or without magnification.	Journal of Clinical and Diagnostic Research. 2017 Dec, Vol 11(12): ZC01-ZC04	15
27	Marginal microleakage properties of active bioactive restorative and nanohybrid composite resin using two different adhesives in non-carious cervical lesions- an invitro study.	Journal of West African College of Surgeons. 2017 Apr- Jun, Vol 7(2):	15
28	Effect of Green Coffee Bean Extract on Streptococcus mutans Count: A Randomised Control Trial.	Journal of Clinical and Diagnostic Research. 2017 May, Vol-11(5): 68-71	15
29	A novel method to distinguish old composite from enamel: Spectrophotometric validation	British Journal of Medicine and Medical Research 19(4):1-10	15
30	Surgical repositioning of a pathologically displaced central incisor with a large cystic lesion.	Journal of Dr. NTR University of Health Sciences 2016; 5(3): 226-229	5
31	Assessment of the Deleterious effects of therapeutic antitussives on enamel. Mapping the chemical profile of over the counter cough lozenges using analytical HPLC	British Journal of Medicine and Medical Research, 18(6):1-8	15
32	Regenerative endodontics- creating new horizons.	J Biomed Mater Res Part B, 2016;104B:676-685	7.5
34	Coronal leakage of provisional restorative materials used in endodontics with and without intracanal medication after exposure to human saliva	Saudi Endodontic Journal 2016; 6:77-81	15

47	Reattachment of anterior tooth fragments using fibre reinforced post.	The Journal of Army College of Dental Sciences. Sept 2013;1(1): 51- 53	2.5
48	Tooth Bleaching: An Update.	The Journal of Army College of Dental Sciences. Sept 2013;1(1): 16-24	2.5
49	To compare the efficacy of obturation with three different techniques using cone beam computed tomography – An invitro study.	Dental Follicle – The E-Journal of Dentistry. (Vol VIII /Issue 2/April, May, June 2013)	5
50	Management of crown root fracture by root extrusion- A case Report.	IDA Journal of Mahabubnagar (IJM 2010, Vol .3- Issue 1)	5
51	Periodontal aspects in restorative procedures- An overview.	Deccan Dental Journal, Jan- Feb 2010.	5
	TOTAL		477.5

CV – Dr. Sanjay Vasudevan

Personal details

Name: Dr. Sanjay Vasudevan
Date of birth: 25th Oct 1965
Marital status: Married
Nationality: Indian
House address: 201, Sai Subham Apartments,
West Marredpally, Secunderabad
Email Id: drganjayvasudevan2003@yahoo.co.in
Phone num: 9849062087
040-27802028
Registration num: A-474
State Dental Council: Telangana State Dental Council

Educational qualifications

Bachelor of Dental Surgery: Raja Mothiah Dental College, Annamalai University (1984-89)
Master of Dental Surgery: Raja Mothiah Dental College, Annamalai University
(1989-91) Department of Periodontics

Professional experience

S.No.	College Name	Designation	From Date	To Date	Exp in Years
1	Sri Sai College of Dental Surgery, Vikarabad	Assistant Professor	22 Sep 2000	30 Apr 2002	1 year 7 months 9 days
2	Darshan Dental College & Hospital, Udaipur	Reader	2 May 2002	9 Feb 2005	2 years 1 month 29 days
3	St. Joseph Dental College, Duggirala	Reader	13 Jul 2004	9 Feb 2005	6 months 28 days
4	SVS Dental Sciences, Mahboobnagar	Reader	10 Feb 2005	15 Apr 2009	4 Years 2 months 6 days
5	S.R.M Dental College, Kattanukulathu, Chennai	Professor	16 Apr 2009	31 Jul 2011	2 Years 3 months 16 days

Presently working as Professor & Head of the Department of Periodontics at Army college of dental sciences, Jai Jawaharnagar, Secunderabad Since 1st July 2013

Professional Experience : 19 yrs 3 months 1 day as on 31st December 2021



Dr Sanjay Vasudevan
Prof & HOD
Dept of Periodontics

Ser No	Title of the Articles	Journal Details	Points
1	Use of glycol pyrolate as an adjunct for reduction of aerosol transmission of Covid 19 during dental procedures: A hypothesis	International Journal of Advanced Research 2021	5
2	Cone Beam Computed Tomography as a tool for analysis of Bone Fill in Intra Bony Defects with Use of Nanogen Bone Graft	International Journal of Advanced Research 2021	5
3	Awareness and Management of Peri-implantitis and peri-mucositis among private dental practitioners in Hyderabad - A Cross - Sectional study	Journal of Indian Society of Periodontology 2020	15
4	A rare case of florid cemento osseous dysplasia with Jgingival manifestations	Journal of research and advancement in dentistry 2019	5
5	Efficacy of natural and allopathic Antimicrobial agents incorporated onto guided tissue regeneration membrane against periodontal pathogens: an in vitro study	Journal of clinical and diagnostic research 2017	15
6	The endo-perio dilemma: treating it the multidisciplinary way	Journal of research and advancement in dentistry 2016	5
7	CBCT guided flapless implant rehabilitation of a missing mandibular second molar-case report and review of literature	International journal of contemporary medical research 2016	2.5
8	Intraoral lipoma report of two cases with review of literature.	Journal of research and advancement in dentistry 2014	5
9	A rare case of temporal arteritis with rheumatoid arthritis and interstitial lung disease mimicking pulpo periodontal pathology	Journal of Indian Society of Periodontology 2014	15
10	Evaluation of gingival inflammation in patients using ovulation induction drugs before and after scaling	Journal of Contemporary Dental Practice 2013	15
11	Multidisciplinary approach to the rehabilitation of maxillary incisors with complicated crown - root fracture: 6 months follow up.	Journal of research and advancement in dentistry 2013	10
12	Antibiogram pattern of oral microflora in periodontics children of age group 6 to 12 years: a lincomicrobiological study	Journal of Contemporary Dental Practice 2013	15
13	Efficacy of probiotic gel on chronic periodontitis - a clinicomicrobiological study	Journal of research and advancement in dentistry 2013	10
14	Where will stem cell lead us? Prospects for dentistry in the 21 st century	Journal of Indian Society of Periodontology 2011	7.5
15	Role of genetics in periodontal disease	IDA Mehboob nagar Journal 2011	2.5
16	Role of saliva in periodontal health and disease - a review	Annals and Essences of Dentistry 2011	2.5
17	Extrinsic tooth erosion	IDA Mehboobnagar Journal 2010	2.5

DR. AJAY KUMAR GODDURU
H No 12-5 65/1, Plot No 410
Sri Harsha SethuRam Unique
Vijayapur Colony, Tarnaka
Secunderabad - 500017
Mobile: 9885073469
Ajay_mds_prostho@yahoo.com

PROFESSIONAL SUMMARY

Having 16 years 6 months of professional and teaching experience in dental Sciences. Highly motivated and result oriented professional with strong clinical, interpersonal and communication skills.

EDUCATIONAL QUALIFICATION

Degree	Specialization	University/Board/College	Duration
Post Graduation	M.D.S (Master of Dental Surgery) <i>Speciality: Prosthodontics</i> Thesis: Comparative evaluation of linear dimensional variability of denture base resins before and after processing and after storage in water for various time periods. Library dissertation: Porcelain laminate veneers	Govt. Dental College and Hospital, Afzalgunj, Hyderabad	2002 - 2005
Graduation	B.D.S (Bachelor of Dental Surgery)	Govt. Dental College and Hospital, Afzalgunj, Hyderabad	1996 - 2001
Intermediate	Bi.P.C (Biology, Physics, Chemistry)	Board of Intermediate Education, Andhra Pradesh. (Vignam Co-operative Junior College, Guntur)	1992 - 1994

EMPLOYMENT/TEACHING SUMMARY

- Currently working as a Professor in Department of Prosthodontics in Army College of Dental Sciences, Secunderabad from July 2014 to till date.
- Worked as a Reader in Department of Prosthodontics in Army College of Dental Sciences, Secunderabad from July 2009 to June 2014.
- Worked as an Assistant Professor in Department of Prosthodontics in Army College of Dental Sciences, Secunderabad from July 2005 to June 2009.

TOTAL EXPERIENCE

Having Total 16 years' experience in Teaching in Army College of Dental Sciences, Secunderabad since July 2005.

SCIENTIFIC PAPERS PUBLISHED

Sr No	Title of Articles	Journal Details	Points
1.	Prosthetic Rehabilitation of a facial Mandibular fixed partial denture with an implant supported fixed Prosthesis. A case report.	Journal of Pierre Fauchard Academy JFPA, Sep 2010	7.5
2.	Recent advances in Dental implantology – IORS Journal of Dental and Medical sciences.	Journal of Dental and Medical Sciences Nov - Dec 2012	5
3.	Comparative Evaluation of border moulding using two different technique in Maxillary edentulous arches – An in vivo study.	Journal of International Oral Health Nov - Dec 2013	7.5
4.	Criteria for immediate placement of oral implants – A mini review	Journal of Biology and Medicine, 2012	5
5.	Prosthetic status and Prosthetic needs of the Institutionalized elderly living in Geriatric homes in Hyderabad.	The Journal of Contemporary Dental Practice, Nov Dec 2013	15
6.	Crestal bone level dental implant site locator: A Simplified surgical stent.	Journal of ACDS, Jun 2013	2.5
7.	Riding appliance: A pragmatic approach to correct mandibular deviation post hemimandibulectomy.	Journal of ACDS, Jun 2013	5
8.	Zirconia Implant: A new generation of esthetic enhancement.	Journal of ACDS, Jun 2013	5
9.	Full mouth rehabilitation of a patient with extracoronal attachments and telescopic prosthesis: A Case Report	Journal of Clinical and Diagnostic research 2014	7.5
10.	Geriatric Psychology and Prosthodontics patient.	International Journal of Prosthodontics and Restorative Dentistry 2011	7.5
11.	A Comparative Evaluation of Shear Bond Strength of different pit and fissure sealants: An Vitro Study	Journal of Contemporary Dental Practise Oct 2013	7.5
12.	Zirconia Implants: An Ode to the beginning of a new Era	International Journal of Innovative Research in Dental Sciences 2018	2.5
13.	Palatal rugae replication in maxillary denture : a case report	European journal of pharmaceutical and medical research -2020	2.5
14.	Maxillary and Mandibular distal extension rehabilitation: Combination of cast partial denture with RPI system and flexible partial denture: A Case Report	International Journal of Allied Medical Sciences and Clinical Research-2020	2.5
15.	Telescopic overdenture for rehabilitation of mandibular arch with intact third molar	International Journal of Scientific Research-2020	2.5
16.	Prosthetic rehabilitation with interim immediate complete denture- a case report	International Journal of Scientific Research-2020	2.5
17.	Esthetic management of immediate anterior tooth replacement with ovate pontic: a case report	International journal of research and review-2020	2.5
18.	Rehabilitation of Papillon -Lefevre Syndrome patient: a Case report	Journal of ACDS-2020	2.5
19.	Transmission and prevention of 2019-NCov in dentistry	European journal of pharmaceutical and medical research -2020	2.5

20.	Maryland Bridge for anterior tooth replace in adolescents: a case report	Journal of ACDS -2014	2.5
21.	"Coping" with time: a case of tooth supported coping overdenture	Journal of ACDS -2020	2.5
22.	One for all, 4 from 1! - An innovation in making dentulous impression with adjustable trays	International journal of medical sciences and diagnostic research (IJMSDR)- 2020	2.5
23.	Advanced technology in CAD CAM	Journal of ACDS	2.5
24.	Prosthetic rehabilitation of the anterior esthetic zone with implant supported FDP and laminate veneer: a case report	Journal of applied dental and medical sciences	2.5
25.	Pitfalls in implantology: prevention and management, a review article	Journal of ACDS	2.5
26.	Esthetic correction of dental fluorosis and midline diastema with lithium disilicate ceramic veneers: a case report	Journal of research and advancement in dentistry	5

PERSONAL DETAILS

Name : DR. AJAY KUMAR GODDURU
Email : ajay_mds_protho@yahoo.com
Contact : 9885073469
Languages Known : English, Hindi and Telugu
Computer Knowledge : MS-OFFICE (Microsoft Word, Excel and Power point)
Marital Status : Married

Dr. G. Ajay Kumar
Prof & HOD
Dept of Prosthodontics

Sr No	Title of Articles	Journal Details	Points
1.	Prosthetic Rehabilitation of a facial Mandibular fixed partial denture with an implant supported fixed Prosthesis. A case report.	Journal of Pierre Fauchard Academy JPFA, Sep 2010	7.5
2.	Recent advances in Dental implantology – IORS Journal of Dental and Medical sciences.	Journal of Dental and Medical Sciences Nov – Dec 2012	5
3.	Comparative Evaluation of border moulding using two different technique in Maxillary edentulous arches – An in vivo study.	Journal of International Oral Health Nov – Dec 2013	7.5
4.	Criteria for immediate placement of oral implants – A mini review	Journal of Biology and Medicine, 2012	5
5.	Prosthetic status and Prosthetic needs of the Institutionalized elderly living in Geriatric homes in Hyderabad.	The Journal of Contemporary Dental Practice, Nov Dec 2013	15
6.	Crestal bone level dental implant site locator: A Simplified surgical stent.	Journal of ACDS, Jun 2013	2.5
7.	Riding appliance: A pragmatic approach to correct mandibular deviation post hemimandibulectomy.	Journal of ACDS, Jun 2013	5
8.	Zirconia Implant: A new generation of esthetic enhancement.	Journal of ACDS, Jun 2013	5
9.	Full mouth rehabilitation of a patient with extracoronal attachments and telescopic prosthesis: A Case Report	Journal of Clinical and Diagnostic research 2014	7.5
10.	Geriatric Psychology and Prosthodontics patient.	International Journal of Prosthodontics and Restorative Dentistry 2011	7.5
11.	A Comparative Evaluation of Shear Bond Strength of different pit and fissure sealants: An Vitro Study	Journal of Contemporary Dental Practise Oct 2013	7.5
12.	Zirconia Implants: An Ode to the beginning of a new Era	International Journal of Innovative Research in Dental Sciences 2018	2.5
13.	Palatal rugae replication in maxillary denture : a case report	European journal of pharmaceutical and medical research -2020	2.5
14.	Maxillary and Mandibular distal extension rehabilitation: Combination of cast partial denture with RPI system and flexible partial denture: A Case Report	International Journal of Allied Medical Sciences and Clinical Research-2020	2.5

15.	Telescopic overdenture for rehabilitation of mandibular arch with intact third molar	International Journal of Scientific Research-2020	2.5
16.	Prosthetic rehabilitation with interim immediate complete denture- a case report	International Journal of Scientific Research-2020	2.5
17.	Esthetic management of immediate anterior tooth replacement with ovate pontic: a case report	International journal of research and review-2020	2.5
18.	Rehabilitation of Papillon - Lefevre Syndrome patient: a Case report	Journal of ACDS-2020	2.5
19.	Transmission and prevention of 2019-NCov in dentistry	European journal of pharmaceutical and medical research -2020	2.5
20.	Maryland Bridge for anterior tooth replace in adolescents: a case report	Journal of ACDS -2014	2.5
21.	"Coping" with time: a case of tooth supported coping overdenture	Journal of ACDS -2020	2.5
22.	One for all, 4 from 1! - An innovation in making dentulous impression with adjustable trays	International journal of medical sciences and diagnostic research (IJMSDR)- 2020	2.5
23.	Advanced technology in CAD CAM	Journal of ACDS	2.5
24.	Prosthetic rehabilitation of the anterior esthetic zone with implant supported FDP and laminate veneer: a case report	Journal of applied dental and medical sciences	2.5
25.	Pitfalls in implantology: prevention and management, a review article	Journal of ACDS	2.5
26.	Esthetic correction of dental fluorosis and midline diastema with lithium disilicate ceramic veneers: a case report	Journal of research and advancement in dentistry	5

PERSONAL PARTICULARS

Name of the Candidate: Dr Sukhvinder Bindra
Applied for the post: Professor
Applied for the department: Oral and Maxillofacial Surgery
Date of Birth/ Age: 15-12-1976/44 years
Email id: drsukhvinderbindra@gmail.com
Phone No: 9963111550

1. Educational qualifications:

S. No	Degree	Institution	University	Year of passing	Percentage
1.	Bachelor of Dental Surgery	Govt Dental College & Hospital, Rohtak	M. D. University Rohtak	1999	65.54
2.	Master of Dental Surgery: Subject: Oral and Maxillofacial Surgery	D.A.V Dental College & Hospital, Yamuna Nagar	Kurukshetra University	2006	-

2. Publication points (as per DCI norms):

S.No	Title of the Articles	Journal Name	Type of Publication (Research, Review/ Case)	Date of Publication (Month & Year)	Author No.	Category I/II/III	Points
1	A Comparative Study to Evaluate Efficacy of Fentanyl Transdermal Patch VS Ketoprofen Patch in Pain Control after Mandibular Third Molar Surgery.	Annals of International Medical and Dental Research	Research	Feb 2020	3 rd	II	10
2	Traumatic Bone Cyst of Mandible- A rare Case Report and Review of Literature,	Clinical Contemporary Dentistry	Review	March 2019	1 st	II	10

Sukhvinder Bindra
14/12/21

3	Journal of Maxillofacial and Oral Surgery, 2018.	Impact of Oral Submucous Fibrosis on Quality of Life: A Cross Sectional Study	Research	May 2018	3 rd	I	15
4	Journal of Advances in Medicine and Medical Research, 2018.	Quality of Life after Third Molar Removal in Subjects with Pericoronitis.	Research	June 2018	3 rd	II	10
5	Indian Journal of Dental Research, 2018.	Is Screening in Dental Office an Effective Method of Detecting Undiagnosed Hypertension?	Research	Aug 2018	4 th	II	10
6	National Journal of Maxillofacial Surgery, 2018.	The predictivity of mandibular third molar position as a risk indicator for pericoronitis: A prospective study	Research	Dec 2018	3 rd	I	15
7	Journal of Maxillofacial and Oral Surgery, 2016.	Intraosseous Leiomyoma of the Mandible: A Case Report of the Rare Entity and Review of Literature	Review	June 2017	2 nd	I	7.5
8	International Journal of Contemporary Medical Research, 2016.	Haemangioma of the Left Lateral Surface of Tongue, In an Adult Patient : A Rare case Report	Case	Feb 2016	2 nd	II	5
9	Journal of Research and Advancement Dentistry, 2016.	Evaluation of Antibiotic Prescription Pattern among General Dental Practitioners and Specialists for Mandibular Third Molars	Research	Feb 2016	3 rd	II	10
10	Journal of Clinical and Diagnostic Research, 2015.	Rapid Maxillary Expansion to correct Palatal	Case	May 2016	5 th	I	7.5

		Fracture Malunion - A Case Report I					
11	Journal of Clinical and Diagnostic Research, 2015.	Modified SARME: (Surgically Assisted Rapid Maxillary Expansion) In Conjunction with Orthodontics Treatment - A Case Report	Case	Oct 2015	4 th	II	5
12	International Organization of Scientific Research, Journal of Dental and Medical Sciences, 2015.	A Study on Management of Dental Health Care Waste: Hyderabad Experience	Research	Sep 2015	1 st	II	10
13	Journal of Research and Advancement in Dentistry, 2014.	A Clinical Study of Assess the Role of Prophylactic Antibiotics in Impacted Mandibular Wisdom Teeth	Research	March 2014	2 nd	II	10
14	Journal of Maxillofacial and Oral Surgery, 2014.	Awareness about Needle stick injuries and sharps Disposal: A Study conducted at Army College of Dental Sciences.	Research	Dec 2014	1 st	I	15
15	Journal of Young Medical Researchers, 2013.	Management of a Mandibular Fracture in a Patient with Osteopetrosis : A Case report	Case	Dec 2013	2 nd	II	5
16	Journal of Maxillofacial and Oral Surgery, 2012.	Functional and Esthetic Rehabilitation in a Partially Edentulous Patient : A Case	Case	Dec 2012	2 nd	I	7.5

		Report					
17	Indian Journal of Dental Advancement, 2011.	Oral Myiasis	Case	April 2011	2 nd	III	2.5
18	Journal of Maxillofacial and Oral Surgery, 2010.	Management of Mandibular Subcondylar and Condylar Fractures using Retromandibular Approach and Assessment of Associated Complications I	Research	Dec 2010	1 st	I	15
19	Indian Journal of Dental Advancement , 2010.	Secondary Correction of Orbital Deformity using iliac Bone Graft	Case	Feb 2010	3 rd	III	2.5
20	Indian Journal of Dental Education, 2010.	Submental Intubation in Indicated Cases of Oral and Maxillofacial Surgery – A Technical Note.	Review	Dec 2009	1 st	II	10
21	Journal of Maxillofacial and Oral Surgery, 2010.	An Unusual Approach to Retrieve right mandibular canine tooth, displaced into submandibular space following fracture mandible using C-ARM	Case	March 2009	2 nd	I	7.5
22	Journal of Maxillofacial and Oral Surgery, 2007.	Adenomatoid Odontogenic Tumor of Anterior Mandible – A Case Report	Case	June 2007	3 rd	I	7.5
						Total points	197.5

3. Scientific presentations

S. No	Poster/ Paper	Title of presentation	Details of Conference Presented	If awarded for the presentation
1	Paper and Hands on Workshop	Skeletal Procedures for Obstructive Sleep Apnea	Calcutta Sleep Course 2019 at KolKatta	Guest Speaker and Faculty for the Course
2	Paper	Orbital trauma : An Overview	4 th Annual Conference Telangana State Association of Oral and Maxillofacial Surgeons; Hyderabad ; 2018.	
3	Lecture and Demonstration	Demonstration of Suturing techniques on IACDE Student exchange Program organized by Dept of Conservative Dentistry and Endodontics	Army College of Dental Sciences, 2018	
4	Paper	Medical emergencies in Dental office	CME Army College of Dental Sciences ;2017	
6	Paper	Complications of Orthognathic Surgery	Telangana State 2 nd Annual Conference of TSAOMSI Hyderabad ; 2016	Guest Speaker
7	Paper	Decision Making in Orbital Reconstruction	40 th National Annual Conference of Association of Oral and Maxillofacial Surgeons of India (AOMSI) ; Amritsar ; 2015	
	Paper	Etiopathogenesis of TMJ Ankylosis	Telangana State Zonal CDE at SVS Institute of Dental Sciences Mahabubnagar,2014	
	Paper	Syncope and its management	Telangana State Zonal CDE at Govt Dental College and Hospital, Hyderabad ,2014	
	Paper	Internal Derangement of TMJ	Telanagana State Zonal CDE at MNR Dental College and Hospital, Sanga Reddy,2014	
	Paper	Injuries from sharps-sharpen your awareness	37 th National Annual Conference of Association of Oral and Maxillofacial Surgeons of India(AOMSI) ; Hydeabad ;	

12	Pre Conference Course	Facial Aesthetic Surgery	2012 17 th National Annual Conference of Association of Oral and Maxillofacial Surgeons of India (AOMSI) Hyderabad ; 2012
13	Paper	To compare subcellary, sub tarsal lid crease and transconjunctival approach for orbital floor reconstruction	36 th National Annual Conference of Association of Oral and Maxillofacial Surgeons of India (AOMSI) New Delhi ; 2011
14	Paper	Various approaches for condylar fractures- our experience	35 th National Annual Conference of Association of Oral and Maxillofacial Surgeons of India (AOMSI) Coimbatore ; 2010
15	Paper	Surgical Approaches to TMJ	Telanganana State Zonal CDE on the topic Joint Gimmicks, SVS Institute of Dental Sciences, Mahabubnagar 2010
16	Paper	Evaluation of surgical complications associated with open reduction and internal fixation of mandibular condylar fractures using Retromandibular approach	34 th National Annual Conference of Association of Oral and Maxillofacial Surgeons of India (AOMSI) Cochin ; 2009
17	Paper	Management of Ameloblastoma – Our Experience”	30 th AP State Dental Conference; Hyderabad ; 2009
18	Poster	BSSO and its Complications	CDE on Othoganthic Surgery at SVS Institute of Dental Sciences Mahabubnagar
19	Paper	“ Management of Oro-Facial Infections – Our Protocol	11 th National Annual Mid Term Conference AOMSI Conference of Association of Oral and Maxillofacial Surgeons of India (AOMSI); 2006
20	Paper	Surgical approaches to TMJ – special emphasis on.	31 st National Annual Conference of Association of Oral and

		Retromandibular approach"	Maxillofacial Surgeons of India (AOMSI) at Jaipur ; 2007	
21	Paper	Oral manifestations in AIDS patients"	Chrisdent Scientific Conference and Trade Fair ,Christian Dental College, Ludhiana,1997	Best paper

4. Teaching Experience:

S. No	Name of Institute worked as a Teacher with designation	Designation	Time Period	
			From	Till
1	Kamineni Institute of Dental Sciences	Senior Lecturer	April 2007	April 2011
2	Kamineni Institute of Dental Sciences	Reader	April 2011	July 2011
3	Army College of Dental Sciences	Reader	Aug 2011	Till Date

5. Any other attributes/ accomplishments (If any):

- (a) Chief Organiser of Intercollegiate Sports and Cultural meet in 2013, 2018 & 2019.
- (b) Completed Course on Health Research Fundamentals in March 2021.
- (c) Scripted and Prepared the following SOPs For ACDS
 - (i) Incident Reporting In ACDS
 - (ii) Policy on Prevention Of Sexual Harassment (Posh) of Women at ACDS
- (c) Scientific Committee Chairperson and Organizing Team member of 1st Telangana state Conference of Association of Oral and Maxillofacial Surgery in August 2015.
- (d) Scientific Chairperson for National Workshop on Research Methodology.
- (e) Presiding officer and member for Purchase Committees of College.
- (f) Conducted Visits of VIPs and Dignitaries (Including President of India)
- (g) Supervised conduct of DCI Inspections
- (h) Incharge for conduct of Cultural and Sports Events

6. List of Conference /CDE/Workshops/Seminars
Participation in the Conference/ CDE Programmes/ Extracurricular Activities

Sr No	Title	Organized by	Date	Role and Responsibility
1	International Digital Conference on Benign Jaw Pathologies	1 Dept of OMFS, SDS, KIMSDU, Karad and GSR Institute of Craniofacial and Plastic Surgery, Hyderabad	30 th Oct -1 st Nov 2020	Guided Post graduates for their Paper Presentation in this conference
2	Seminar on "OSMF- A Perplexing Entity"	2 Basvatarkam Indo-American Cancer Hospital and Research Institute	26 th Nov 2020	Participated
3	Lecture and Hands on Workshop on Short Implants -Mind the Gap	ACDS	19 th -20 th Jan 2020	Organising Team Member
4	Symposium and hands on Workshop on Craniofacial Osteotomies	SORG Academy at NIMS Hyderabad	20 th Oct 2019	Participated
5	AOCMF Seminar-Recent Advances in Management of Trauma, Reconstruction and Orthognathic Surgery	AOCMF at Banglore	12 th -13 th Nov 2019	Participated
6	Seminar on THE LOGIC OF BICON IMOPLANT	Bicon Dental Implants Company at Hyderabad	5 th Oct 2019	Participated
7	The Famdent Convention	Famdent at Hyderabad	14 th -15 th Sept 2019	Participated
8	Calcutta Sleep Course 2019	Society for Education and Reserch on Snoring and Sleep Apnoea	30 th Aug -1 st Sep 2019	Guest Faculty for Hands on Workshop to Demonstrate Skelatal

				procedures on Skull Models
9	Conscious Sedation and Lasers	Dept of Paedodontics at ACDS	31 st Jan 2019	Participated
10		ACDS	30 th Sep -1 st Oct 2019	As Chief Organizer Coordinated with All dental Colleges of Telangana for maximum participation
1	Teacher Training Programme	ACDS	20 th -21 st Sep 2019	Participated
2	Hands On Workshop on Inhalation Nitrous Oxide Sedation and BLS	ACDS	30 th Nov 2019	Organising Team Member to set up the equipment and training students
3	4th Annual Conference	AOMSI Telangana at MNR Dental College Sanga Reddy	5 th -6 th July 2019	Chaired the session of Post Graduate Paper presentation
	Cone Beam Computed Tomography- Dentist's Third Eye	ACDS	12 th March 2019	Participated
	Youth Speak Forum	AIIEEC at BITS Pilani Hyderabad	30 th Sep 2018	Participated
	AAGHAZ 2018- DENTAFEST	ACDS	30 th Sep -1 st Oct 2019	As Chief Organizer Coordinated with All dental Colleges of Telangana and Andhra Pradesh for 15 maximum

				participation
17	The Famdent Convention	Famdent at Hyderabad	8 th -9 th Sept 2019	Participated
18	5 th Telangana State Dental Conference	IDA at Hyderabad	30 th Nov-2 nd Dec 2018	Participated
19	4 th Annual Conference of AOMSI Telangana	AOMSI KIMS Hyderabad	14 th -15 th July 2018	Presented Paper
20	Full Mouth Rehabiloitation LECTURE/ hands On Progrmmme	LASAK india at Hyderabad	Sep 2018	Participated
21	Students Exchange Program	ACDS	27 th -30 th Aug 2018	Lecture and Demonstration of 22Suturing Techniques to guest Students
22	Orthoganthic 3D Surgical Planning	Hyderabad Orthodontic Society at Hyderabad	1 st Nov 2018	Participated
23	3 rd Annual Conference	AOMSI Telangana at Sri Sai College of Dental Sciences, Vikarabad	1 st -3 rd Sep 2017	Participated
24	S O R G Orthoganthic Model Surgery Course	Sri Sai College of Dental Sciences, Vikarabad	1 st Sep 2017	Participated
25	42 nd Annual Conference	AOMSI at Nagpur	16 th -18 th Nov 2017	Scientific Session Judge for Post Graduate Paper Presentation
26	S O R G New Frontiers in Orthoganthic Surgery Course	Sri Sai College of Dental Sciences, Vikarabad	1 st Sep 2017	Participated
27	Teacher Training Workshop	ACDS	6yh-7 th Oct 2017	Organising Team

				Member
28	2 nd Annual Conference	TSAOMSI at Nizamabad	Aug 2016	Participated
29	Blood Donation Camp	Thalassemia and Sickle Cell Society Vuppala Venkalah Memorial Blood Bank	12 th Feb 2016	Participated
30	Continuing Dental Education Programme	Punjab Dental Council at Amritsar	19 th -21 st Nov 2015	Participated
31	40 th Annual Conference	AOMSI at Amritsar	19 th -21 st Nov 2015	Paper Presentation
32	National Workshop on Research Methodology	AOMSI, Hyderabad	21 st Aug 2015	Organizing Team Member and Chairperson of the Scientific Committee
33	1 st AOMSI Telangana State Conference	AOMSI	22 nd -23 rd Aug 2015	Organizing Team Member and Chairperson of the Scientific Committee
34	Rhinoplasty Workshop	Sri Sai College of Dental Sciences, Vikarabad	17 th -19 th Sep 2015	Participated
35	Zonal Continuing Dental Education Programme (CDE)	Govt Dental College and Hospital, Hyderabad	29 th May 2015	Participated
36	AOCMF Symposium – Advances in Orthognathic Surgery	AOCMF, HYDERABAD	12 th -14 th March 2015	Participated
37	19 th MIDCOMS-2015 and PG Convention	AOMSI Vijayawada, AP	9 th -11 th July 2015	Chaired the Scientific Session

38	Blood Donation Camp	Thalassemia and Sickle Cell Society Vuppala Venkalah Memorial Blood Bank	9 th Dec 2012	Participated
39	Facethetics 2014	Association of Facial Aesthetician Babgalore	1 st -2 nd Aug 2014	Participated
40	Zonal Continuing Dental Education Programme (CDE)	SVS Institute of Dental Sciences, Mahabubnagar	1 st Sep 2014	Participated
41	Zonal Continuing Dental Education Programme (CDE)	Govt Dental Collge and Hospital	13 th May 2014	Presented Paper
42	67 th Indian Dental Conference	IDA, Hyderabad	21 st -23 rd Feb 2014	Participated
43	Zonal Continuing Dental Education Programme (CDE)	MNR Dental College and Hospital, Sanga Reddy	24 th Jan 2014	Presented Paper
44	AOCMF Course-Principles In Craniomaxillofacial Fracture Management	AOCMF, New Delhi	18 th -20 th Oct 2013	Participated
45	AAGHAZ DENTAFEST 2013	ACDS	4 th -5 th Oct 2013	As Chief Organizer Coordinated with All dental Colleges of Telangana for maximum participation
46	Clear Path Orthodontics Seminar	ACDS	7 th Sep 2013	Participated
47	AOCMF Advances Symposium on Orbital Injuries and Reconstruction	AOCMF, Hyderabad	16 th -18 th Aug 2013	Participated
48	Zonal Continuing Dental	Govt Dental Collge and	12 th Jun 2013	Participated

	Education Programme (CDE)	Hospital		
49	Global Oncology Summit	Basvatarkam Indoamerican Cancer Hoapital and Research Institute, Hyderabad	28 th -31 st March 2013	Participated
50	Zonal Continuing Dental Education Programme (CDE)	MNR Dental College and Hospital, Sanga Reddy	19 th Feb 2013	Participated
51	Zonal Continuing Dental Education Programme (CDE)	ACDS	26 th Dec 2012	Participated
52	37 th Annual national Conference of AOMSI	AOMSI Hyderabad	29 th Nov-1 st Dec 2012	1. Organizing Team Member as Co Chairperson Ladies Committee Member 2. Chairperson of the Scientific Session 3. Conduated Pre Conference Course on Facial Aesthetic Surgery 4. Hands on Course on Zygoma Implants
53	Zonal Continuing Dental Education Programme (CDE)	Sri Sai College of Dental Sciences, Vikarabad	4 th Sep 2012	Participated

54	Free Dental Check Up Program as Part of Oral Health Month-2012	IDA	Sep 2012	Participated
55	Annual College Day Function	Army College of Dental Sciences	Year 2012	Second Position In Carroms
56	Zonal Continuing Dental Education Programme (CDE)	Govt Dental Collge and Hospital	29 th Feb 2012	Participated
57	36 th Annual national Conference of AOMSI	AOMSI, New Delhi	23 rd -26 th Nov 2011	Presented Paper
58	Continuing Dental Education Programme on Rhinoplasty- Clefts and Aesthetics	Kamineni Institute of Dental Sciences	4 th Aug 2011	Participated
59	35 th Annual national Conference of AOMSI	AOMSI , Coimbatore	1 st -4 th Dec 2010	Presented Paper
60	<u>Joint Gimmicks - A Comprehensive CME on Temporomandibular Joint</u>	<u>SVS Institute of dental Sciences, Mahabubnagar</u>	<u>30th Sep-1st Oct 2010</u>	<u>Presented Paper</u>
61	Workshop on Maxillofacial Prosthodontics	Kamineni Institute of Dental Sciences	9 th -10 th Oct 2010	Participated
62	Sibar - Implants 2010 Redefining Excellence	Sibar Institute of Dental Sciences	24 th -25 th Sep 2010	Participated
63	4 th AOMSI State Conference	AOMSI, Vishakhapatnam	16 th -17 th Aug 2010	Participated
64	Minimally Invasive Dentistry Hands On Course on Use of Fibres In Dentistry	Kamineni Institute of Dental Sciences	15 th Feb 2010	Participated
65	CDE Programme on Surglcal Correction of Cleft	Kamineni Institute of	20 th Feb 2010	Chaired the

	Deformities and Management of Pre Maxilla in Bilateral Clefts	Dental Sciences		scientific Session
66	CDE Programme on Occlusion : The Kinesthetics of balance	Kamineni Institute of Dental Sciences	27 th -28 th Feb 2010	Participated
67	34 th Annual national Conference of AOMSI	AOMSI, Cochin	25 th -28 th Nov 2009	<u>Presented paper</u>
68	30 th A P State Dental Conferece	IDA , Hyderabad	30 th Oct-1 st Nov 2009	<u>Presented paper</u>
69	CDE on Orthoganthic Surgey	SVS Institute of Dental Sciences, Mahabubnagar	31 st July-1 st Aug 2009	<u>Chaired A Session</u>
70	CME on Maxillofacial Trauma	AOMSI Hyderabad	24 th Aug 2008	Participated
71	50 Hour Advanced Training Program in Surgical Implantology and Implant Prosthodontics	Kamineni Hospitals Hyderabad	13 th -17 th June 2007	Participated
72	11 th Mid Term Conference of AOMSI	AOMSI, Munnar Kerala	3 rd -5 th June 2006	Participated
73	31 st Annual Conference of AOMSI	AOMSI Jaipur	23 rd -26 th Nov 2005	<u>Presented Paper</u>
74	Course in Orthoiganthic Craniofacial and Cleft Deformity	International Association of Oral and Maxillofacial Surgeons Trainee Course, Lucknow.	2 nd -6 th May 2005	Participated
75	11 th Annual Sports Meet	DAV Dental Collge, Yamuna Nagar	5 th -6 th March 2005	<u>Second Position in Throw ball Competition</u>
76	Workshop on Cleft Lip and Palate and Surgical	AJ Institute of Dental	6 th - 8 th Aug 2004	Participated

	Orthodontics / Orthognathic Surgery	Sciences, Mangalore		
77	Management of Medical emergencies in Dental Practice	Lady Harding Medicxal College , New Delhi	March 2004	Participated
78	Workshop on Oral Implantology	Govt Dental Collge Rohtak	27 th -28 th Oct 1998	Participated
79	Cultural Fest	IDA , Rohtak	22 nd Nov 1998	<u>Fashion Show</u>
80	National oral Health Programme	IDA , Rohtak	22 nd Nov 1998	Participated
81	Cutural Fest	IDA , Rohtak	22 nd Nov 1998	<u>Group Dance</u>
82	Chrisdent Scientific Conference	Christian Dental College	20 th -21 st Dec 1997	<u>Best Paper presentation</u>
83	Cutural Fest	IDA , Rohtak	22 nd Nov 1998	Participated

DEPT. OF ORAL SURGERY

Dr. Sukhvinder Dhillon, Reader

Name of the Journal	Category I/II	Authorship (1 st /2 nd /3 rd , etc.)	Year of Publication	Points	Name of the Journal
1	Clinical Contemporary Dentistry 2010. Traumatic Dento Alveolar Cyst of Middle- A rare Case Report and Review of Literature	I	1 st	2010	15
2	Journal of Maxillofacial and Oral Surgery, 2018. Impact of Oral Submucous Fibrosis on Quality of Life: A Cross-Sectional Study	I	3 rd	2018	15
3	Journal of Advances in Medicine and Medical Research 2018. Quality of Life after Third Molar Removal in Subjects with Pericoronitis	II	3 rd	2018	10
4	Indian Journal of Dental Research, 2018. Is Screening in Dental Office an Effective Method of Detecting Undiagnosed Hypertension?	II	4 th	2018	10
5	National Journal of Maxillofacial Surgery 2018. The predictivity of mandibular third molar position as a risk indicator for pericoronitis: A prospective study	I	3 rd	2018	15
6	Journal of Maxillofacial and Oral Surgery, 2016. Intraosseous Leiomyoma of the Mandible: A Case Report of the Rare Entity and Review of Literature	I	2 nd	2016	7.5
7	International Journal of Contemporary Medical Research, 2016. Haemangioma of the Left Lateral Surface of Tongue, in an Adult Patient: A Rare case Report	II	2 nd	2016	5
8	Journal of Research and Advancement Dentistry, 2016. Evaluation of Antibiotic Prescription Pattern among General Dental Practitioners and Specialists for Mandibular Third Molars.	II	3 rd	2016	10
9	Journal of Clinical and Diagnostic Research, 2015. Rapid Maxillary Expansion to correct Palatal Fracture Malunion - A Case Report	I	5 th	2015	7.5
10	Journal of Clinical and Diagnostic Research, 2015. Modified SARME (Surgically Assisted Rapid Maxillary Expansion) in Conjunction with Orthodontics Treatment - A Case Report	I	4 th	2015	7.5
11	International Organization of Scientific Research Journal of Dental and Medical Sciences, 2015. A Study on Management of Dental Health Care Waste: Hyderabad Experience	II	1 st	2015	10
12	Journal of Research and Advancement in Dentistry, 2014. A Clinical Study of Assess the Role of Prophylactic Antibiotics in Impacted Mandibular Wisdom Teeth	II	2 nd	2014	10
13	Journal of Maxillofacial and Oral Surgery, 2014. Awareness about Needle stick injuries and sharps Disposal: A Study conducted at Army College of Dental Sciences.	I	1 st	2014	15
14	Journal of Young Medical Researchers, 2013. Management of a Mandibular Fracture in a Patient with Osteopetrosis: A Case report	II	2 nd	2013	5
15	Journal of Maxillofacial and Oral Surgery, 2012. Functional and Esthetic Rehabilitation in a Partially Edentulous Patient: A Case Report	I	2 nd	2012	2.5
16	Indian Journal of Dental Advancement, 2011. Oral Myiasis	III	2 nd	2011	2.5
17	Journal of Maxillofacial and Oral Surgery. Management of Mandibular Subcondylar and Condylar Fractures using Retromandibular Approach and Assessment of Associated Complications	I	1 st	2010	15
18	Indian Journal of Dental Advancement, 2010. Secondary Correction of Orbital Deformity using Iliac Bone Graft	III	3 rd	2010	2.5