

**Screenshots and Certificates of
E-content Resources Used by
Teachers**



ARMY COLLEGE OF DENTAL SCIENCES

Chennapur –CRPF Road , Jai Jawaharnagar Post, Secunderabad – 500 087, Telangana

Ph: +914029708384, 9347411942

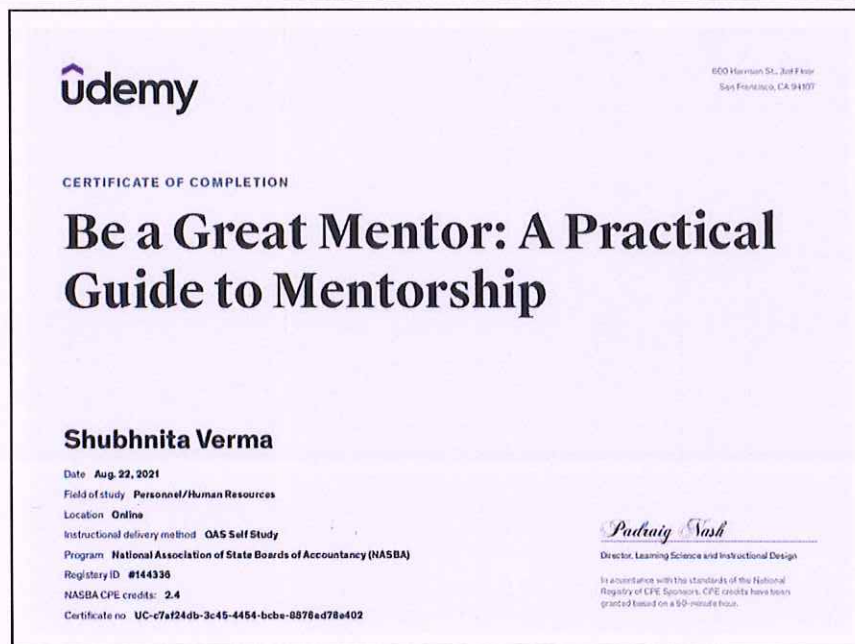
Website: www.acds.co.in Email : army_c@rediffmail.com

NAAC Accredited 'A' & Certified ISO 9001 : 2015 & ISO 14001 : 2015

Mooc's Platform – Google Certified Educator



Mooc's Platform – Guide to Mentorship by Udemy





Online Certification

This certificate is awarded to
MAMTA KAUSHIK
for successfully completing
Basic Course in Biomedical Research
As mandated by the National Medical Commission (NMC)
With a consolidated score of **82 %**

Online Assignments	78 %	Proctored Examination	83 %
--------------------	------	-----------------------	------

MAR-JUN 2020

Dr. Manoj V Murhekar
Dr. Manoj V Murhekar
Director and Scientist G
ICMR - National Institute of Epidemiology
Chennai, Tamil Nadu, India

Prof. Balram Bhargava
Prof. Balram Bhargava
Secretary to Govt. of India, Dept. of Health Research &
Director-General, Indian Council of Medical Research
New Delhi, India



Roll no: **NPTEL20GE33S61601098** To validate and check scores: <http://nptel.ac.in/noc>



NPTEL Online Certification

(Funded by the Ministry of HRD, Govt. of India)



Elite

This certificate is awarded to
DR HARSHVARDHAN S JOIS
for successfully completing the course
Health Research Fundamentals
(ICMR-NIE e-Certificate course: NleCer 101)
with a consolidated score of **83 %**

Online Assignments	24.29/25	Proctored Exam	58.5/75
--------------------	----------	----------------	---------

Total number of candidates certified in this course: **803**

Dr. Manoj Murhekar
Dr. Manoj Murhekar
Scientist 'G' & Director
ICMR-National Institute of Epidemiology, Chennai

Prof. Balram Bhargava
Prof. Balram Bhargava
Secretary to Govt. of India, Dept. of Health Research &
Director-General, Indian Council of Medical Research

Prof. Andrew Thangaraj
Prof. Andrew Thangaraj
NPTEL Coordinator
IIT Madras



Sep-Nov 2020
(8 week course)



Roll No: **NPTEL20H550S31601071** To validate and check scores: <https://nptel.ac.in/noc>

Institutional Lms – Zoom Platform

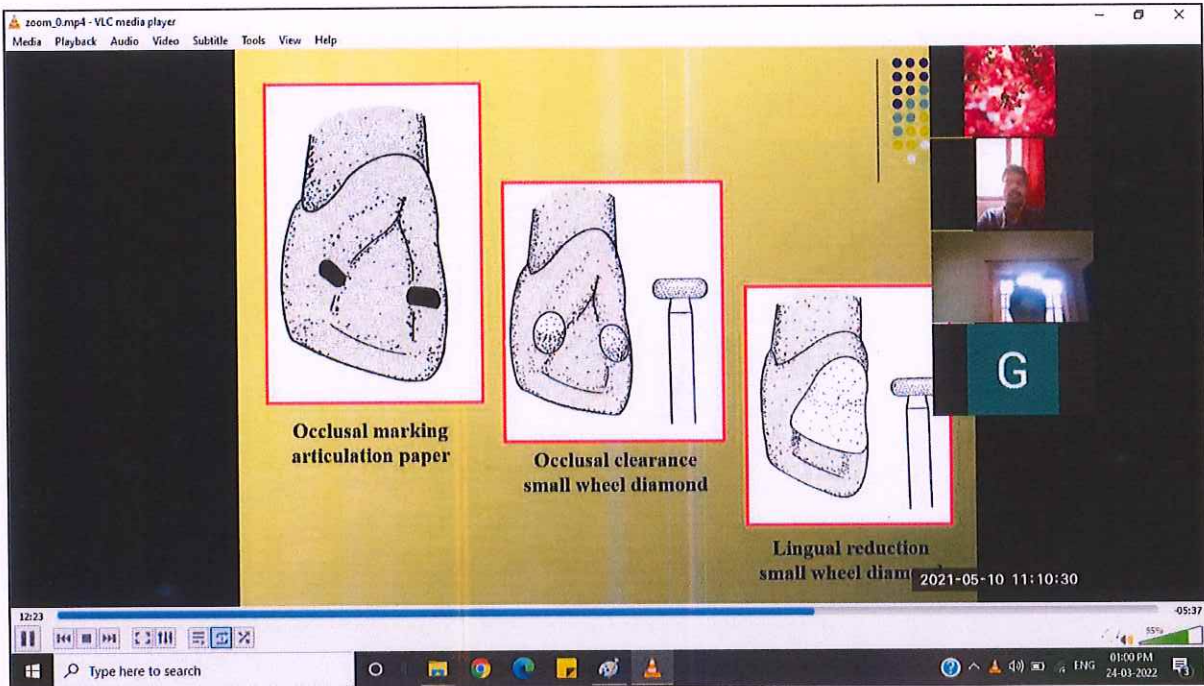
Zoom Classes Taken For Final Year Bds Students On Pulpal Changes

The screenshot shows a Zoom meeting window with a presentation slide. The slide title is "PULP CHANGES" in yellow text. Below the title, it says "The clinical classification of pulpal pathology is based on:". There are three blue callout boxes with icons and text: 1. A question mark icon with the text "The Patients chief complaint." 2. An icon of a person with a stethoscope with the text "Medical and dental history." 3. An icon of a tooth with the text "Results of objective tests". To the right of the slide is a video thumbnail of a woman and a placeholder icon. The VLC media player interface is visible at the top and bottom of the window.

Zoom Classes Taken For Third Year Bds Students on Pulpal Pathology

The screenshot shows a Zoom meeting window displaying a dental radiograph (X-ray) of several teeth. The radiograph shows the internal root canal structure. On the right side of the window, there is a vertical stack of video thumbnails: a woman's video, a placeholder icon, a green square with the letter 'R', and another placeholder icon. The Zoom interface elements are visible at the top and bottom.

Zoom Classes Taken For Final Year Bds Students nn Crown Preparations

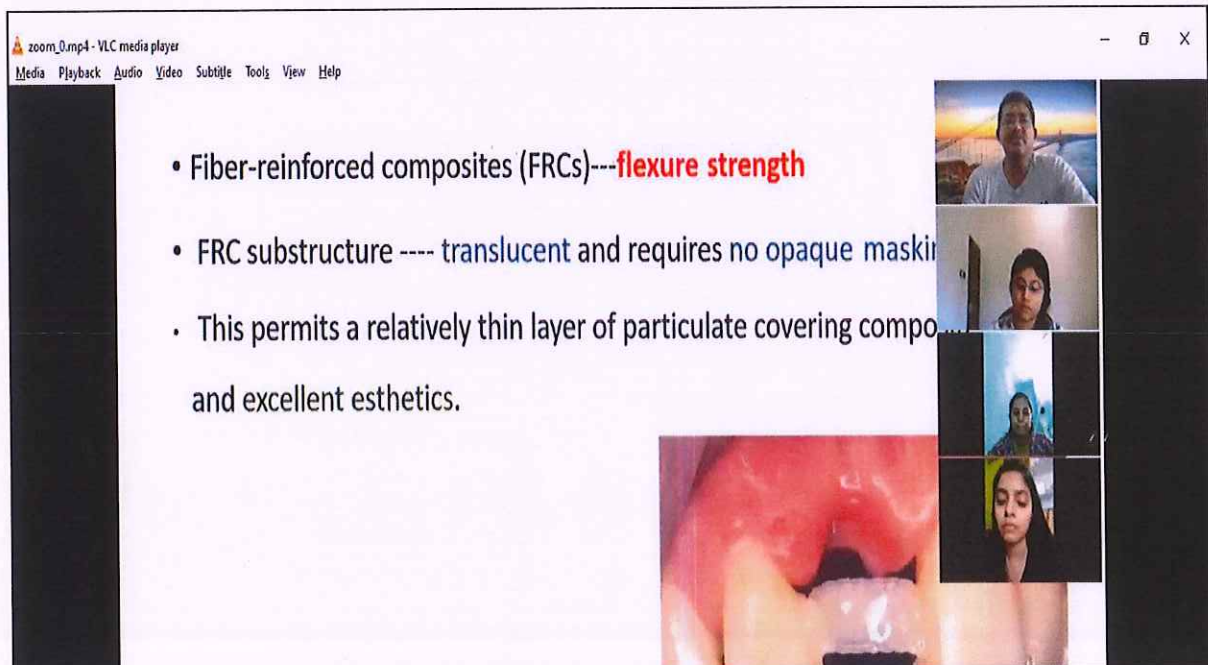


The screenshot shows a Zoom meeting window with a presentation slide. The slide features three diagrams illustrating dental crown preparation techniques:

- Occlusal marking articulation paper**: A diagram of a tooth with black markings on the occlusal surface.
- Occlusal clearance small wheel diamond**: A diagram showing a tooth with a small wheel diamond bur being used to create clearance on the occlusal surface.
- Lingual reduction small wheel diam**: A diagram showing a tooth with a small wheel diamond bur being used to reduce the lingual surface.

The Zoom interface includes a video gallery on the right with several participants, a green 'G' icon, and a timestamp of 2021-05-10 11:10:30. The VLC media player window title is 'zoom_0.mp4 - VLC media player'.

Zoom Classes Taken For Third Year Bds Students On Traumatic Tooth Rehabilitation

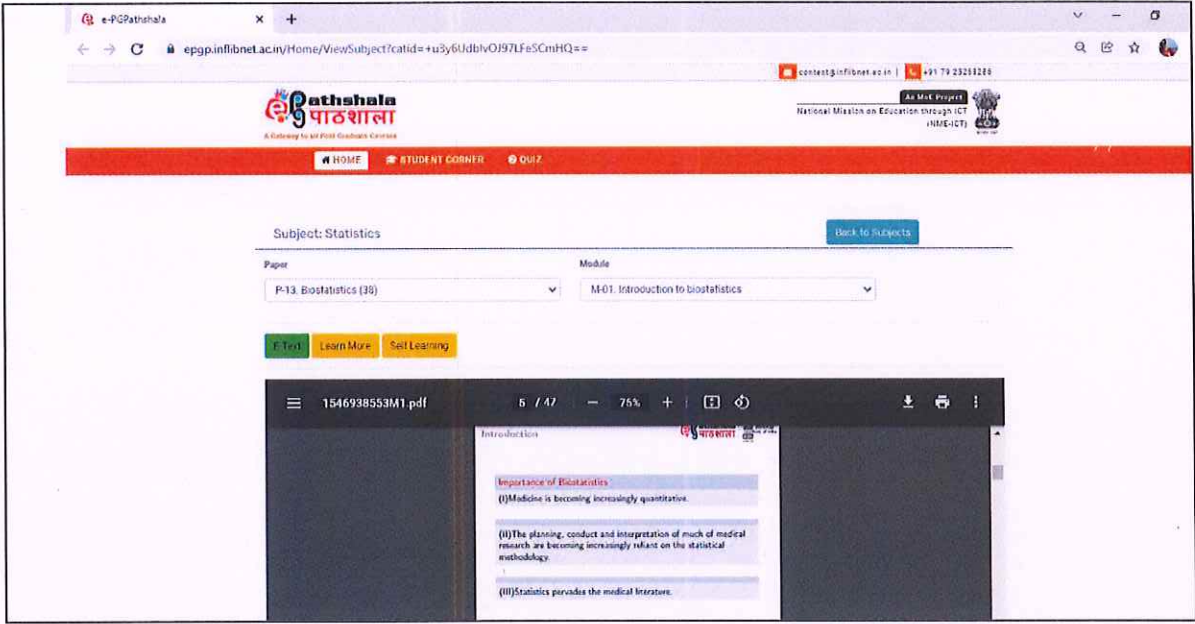


The screenshot shows a Zoom meeting window with a presentation slide. The slide contains the following text:

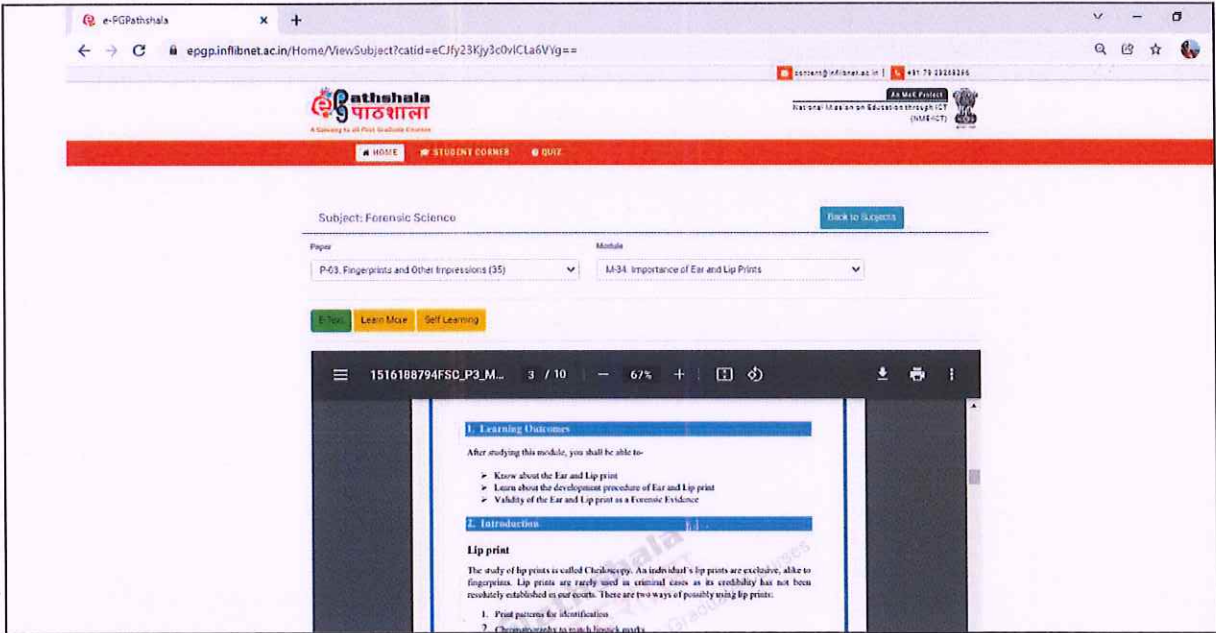
- Fiber-reinforced composites (FRCs)---**flexure strength**
- FRC substructure ---- translucent and requires no opaque masking
- This permits a relatively thin layer of particulate covering compo... and excellent esthetics.

Below the text is a clinical photograph of a tooth with a white, translucent restoration. The Zoom interface includes a video gallery on the right with several participants. The VLC media player window title is 'zoom_0.mp4 - VLC media player'.

E-Pg Pathshala Courses



Course on Biostatistics



Course on Lip Prints in Forensic Science



Principal
Principal
Army College Of Dental Sciences