

**Facilities available for
Simulation-based Training
& Geotagged Photographs**



ARMY COLLEGE OF DENTAL SCIENCES

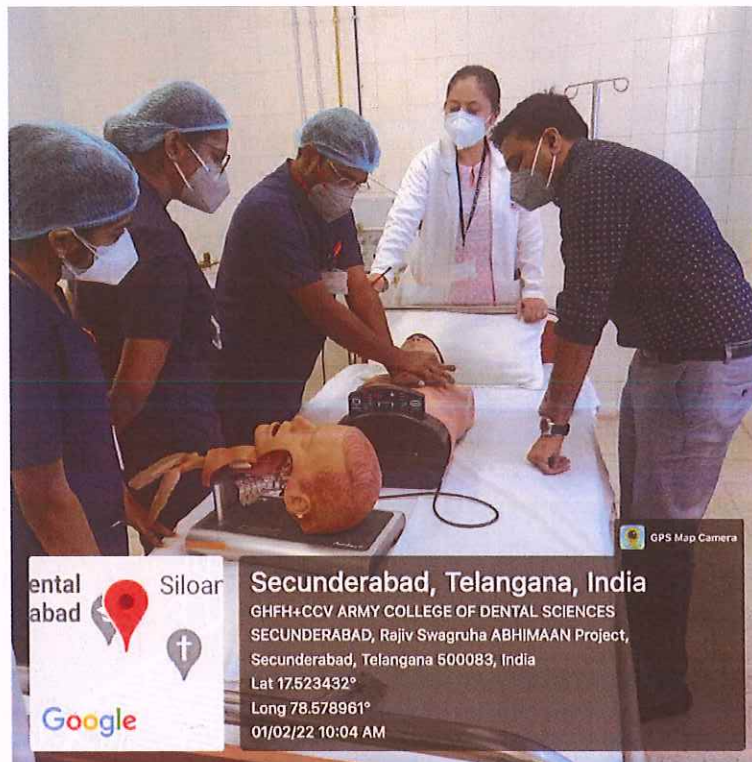
Chennapur –CRPF Road , Jai Jawaharnagar Post, Secunderabad – 500 087, Telangana

Ph: +914029708384, 9347411942


Website: www.acds.co.in Email : army_c@rediffmail.com

NAAC Accredited 'A' & Certified ISO 9001 : 2015 & ISO 14001 : 2015

Basic life support simulation lab



Students learning cardiopulmonary resuscitation technique on mannequin



Students learning airway management on mannequin



[Signature]
Principal
PRINCIPAL
Army College of Dental Sciences
Secunderabad-500 087.



ARMY COLLEGE OF DENTAL SCIENCES

Chennapur –CRPF Road , Jai Jawaharnagar Post, Secunderabad – 500 087, Telangana

Ph: +914029708384, 9347411942

Website: www.acds.co.in Email : army_c@rediffmail.com

NAAC Accredited 'A' & Certified ISO 9001 : 2015 & ISO 14001 : 2015

Assessment processes and tools used for Clinical Skills Lab

| S. No | Name of Laboratory | Assessment Method |
|-------|-------------------------|---|
| 1. | Cadaver Dissection Lab | <ul style="list-style-type: none">• Log books• Viva voce• Sharing learning experiences• Simulation based learning• Skill workshops |
| 2. | Histology Lab | <ul style="list-style-type: none">• Log books• Electronic health records• Viva voce |
| 3. | Osteology Lab | <ul style="list-style-type: none">• Log books• Short-term internships in dental practices• Viva voce• Sharing learning experiences• Simulation based learning• Haptic feedback on different models |
| 4. | Anatomical Specimen Lab | <ul style="list-style-type: none">• Log books• Viva voce• Haptic feedback on different models |
| 5. | Physiology | <ul style="list-style-type: none">• Log books• Viva voce• Simulation based learning |

| | | |
|-----|------------------------------|--|
| | | <ul style="list-style-type: none"> • Haptic feedback on different models |
| 6. | Biochemistry | <ul style="list-style-type: none"> • Log books • Viva voce |
| 7. | Dental Anatomy | <ul style="list-style-type: none"> • Log books • Table clinics • Viva voce • Seminars • Simulation based learning • Haptic feedback on different models |
| 8. | Dental Materials Lab | <ul style="list-style-type: none"> • Log books • Experiential learning tools • Viva voce • Simulation based learning • Skill workshops • Haptic feedback on different models |
| 9. | Pharmacology Lab | <ul style="list-style-type: none"> • Log books • Viva voce |
| 10. | General Pathology Lab | <ul style="list-style-type: none"> • Log books • Viva voce • Seminars • Kinesthetic learning tools |
| 11. | Microbiology Lab | <ul style="list-style-type: none"> • Log books • Viva voce • Seminars |
| 12. | Pre- Clinical Prosthodontics | <ul style="list-style-type: none"> • Chair side work place based assessment • Log books • Experiential learning tools |

| | | |
|-----|--|--|
| | Phantom Head Lab | <ul style="list-style-type: none"> • Viva voce • Seminars • Simulation based learning • Skill workshops • Kinesthetic learning tools • Haptic feedback on different models |
| 13. | Pre-Clinical Conservative Phantom Head Lab | <ul style="list-style-type: none"> • Chair side work place based assessment • Log books • Experiential learning tools • Viva voce • Seminars • Simulation based learning • Skill workshops • Kinesthetic learning tools • Haptic feedback on different models |
| 14. | Oral Pathology and Microbiology Lab | <ul style="list-style-type: none"> • Chair side work place based assessment • Log books • Experiential learning tools • Viva voce • Seminars |
| 15. | Crown and Bridge Lab | <ul style="list-style-type: none"> • Chair side work place based assessment • Electronic health records • Log books • Experiential learning tools • Viva voce • Seminars • Simulation based learning • Skill workshops • Kinesthetic learning tools |


| | | |
|-----|-------------------------------------|---|
| | | <ul style="list-style-type: none"> • Haptic feedback on different models |
| 16. | Ceramic & Cast partial Lab | <ul style="list-style-type: none"> • Chair side work place based assessment • Electronic health records • Log books • Experiential learning tools • Viva voce • Seminars • Simulation based learning • Skill workshops • Kinesthetic learning tools • Haptic feedback on different models |
| 17. | Acrylic Lab | <ul style="list-style-type: none"> • Chair side work place based assessment • Electronic health records • Log books • Experiential learning tools • Viva voce • Seminars • Simulation based learning • Skill workshops • Kinesthetic learning tools • Haptic feedback on different models |
| 18. | Conservative and Endodontics Lab | <ul style="list-style-type: none"> • Chair side work place based assessment • Log books • Electronic health records • Short-term internships in dental practices • Table clinics • Experiential learning tools • Viva voce |


| | | |
|-----|---------------------------------|---|
| | | <ul style="list-style-type: none"> • Seminars • Group discussions in community dynamics • Sharing learning experiences • Communicating health determinants to the community • Simulation based learning, skill workshops • Kinesthetic learning tools • Haptic feedback on different models |
| 19. | Orthodontics Preclinical Lab | <ul style="list-style-type: none"> • Chair side work place based assessment • Log books • Electronic health records • Short-term internships in dental practices • Table clinics • Experiential learning tools • Viva voce • Seminars • Group discussions in community dynamics • Sharing learning experiences • Communicating health determinants to the community • Simulation based learning, skill workshops • Kinesthetic learning tools • Haptic feedback on different models |
| 20. | Pedodontics Preclinical Lab | <ul style="list-style-type: none"> • Chair side work place based assessment • Log books • Electronic health records • Short-term internships in dental practices • Table clinics • Experiential learning tools |

| | | |
|-----|---|---|
| | | <ul style="list-style-type: none"> • Viva voce • Seminars • Group discussions in community dynamics • Sharing learning experiences • Communicating health determinants to the community • Simulation based learning, skill workshops • Kinesthetic learning tools • Haptic feedback on different models |
| 21. | Oral and Maxillofacial Surgery Lab | <ul style="list-style-type: none"> • Chair side work place based assessment • Log books • Electronic health records • Short-term internships in dental practices • Table clinics • Experiential learning tools • Viva voce • Seminars • Group discussions in community dynamics • Sharing learning experiences • Communicating health determinants to the community • Simulation based learning, skill workshops • Kinesthetic learning tools • Haptic feedback on different models |
| 22. | Advanced Simulation Surgical skills Lab | <ul style="list-style-type: none"> • Chair side work place based assessment • Log books • Electronic health records • Short-term internships in dental practices • Table clinics |

| | | |
|-----|---------------------------------|---|
| | | <ul style="list-style-type: none"> • Experiential learning tools • Viva voce • Seminars • Group discussions in community dynamics • Sharing learning experiences • Communicating health determinants to the community • Simulation based learning, skill workshops • Kinesthetic learning tools • Haptic feedback on different models |
| 23. | Basic Life Support lab | <ul style="list-style-type: none"> • Chair side work place based assessment • Log books • Electronic health records • Short-term internships in dental practices • Table clinics • Experiential learning tools • Viva voce • Seminars • Group discussions in community dynamics • Sharing learning experiences • Communicating health determinants to the community • Simulation based learning, skill workshops • Kinesthetic learning tools • Haptic feedback on different models |
| 24. | Periodontics Preclinical Lab | <ul style="list-style-type: none"> • Chair side work place based assessment • Log books • Electronic health records • Short-term internships in dental practices |

| | | |
|--|--|--|
| | | <ul style="list-style-type: none">• Table clinics• Experiential learning tools• Viva voce• Seminars• Group discussions in community dynamics• Sharing learning experiences• Communicating health determinants to the community• Simulation based learning, skill workshops• Kinesthetic learning tools• Haptic feedback on different models |
|--|--|--|




Principal
PRINCIPAL
Army College of Dental Sciences
Secunderabad-500 087.

Clinical Skill Laboratories and Facilities



ARMY COLLEGE OF DENTAL SCIENCES

Chennapur –CRPF Road , Jai Jawaharnagar Post, Secunderabad – 500 087, Telangana

Ph: +914029708384, 9347411942

Website: www.acds.co.in Email : army_c@rediffmail.com

NAAC Accredited 'A' & Certified ISO 9001 : 2015 & ISO 14001 : 2015

List of Preclinical laboratories

| Sr No | Year of Study | Subject | Name of Laboratory |
|-------|--------------------------|-----------------------------|---|
| 1. | BDS 1 st year | Anatomy | 1. Cadaver Dissection Lab 2. Histology Lab 3. Osteology Lab 4. Anatomical Specimen Lab |
| | | Physiology | 5. Physiology |
| | | Biochemistry | 6. Biochemistry |
| | | Dental Anatomy | 7. Dental Anatomy |
| | | Dental Material | 8. Dental Materials Lab |
| 2. | BDS 2 nd Year | Pharmacology | 9. Pharmacology Lab |
| | | General Pathology | 10. General Pathology Lab |
| | | Microbiology | 11. Microbiology Lab |
| | | Pre-Clinical Prosthodontics | 12. Pre- Clinical Prosthodontics Phantom Head Lab |

| | | | |
|----|--------------------------|--|---|
| | | Pre-Clinical Conservative Dentistry | 13.Pre-Clinical Conservative Phantom Head Lab |
| 3. | BDS 3 rd Year | Oral Pathology and Microbiology | 14.Oral Pathology and Microbiology Lab |
| 4. | BDS 4 th Year | Prosthodontics | 15.Crown and Bridge Lab 16.Ceramic & Cast partial Lab 17. Acrylic Lab |
| | | Conservative and Endodontics | 18.Conservative and Endodontics Lab |
| | | Orthodontics | 19.Orthodontics Preclinical Lab |
| | | Pedodontics | 20.Pedodontics Preclinical Lab |
| | | Oral and Maxillofacial Surgery | 21.Oral and Maxillofacial Surgery Lab 22.Advanced Simulation Surgical skills Lab 23. Basic Life Support lab |
| | | Periodontics | 24. Periodontics Preclinical Lab |

PRINCIPAL
Army College of Dental Science,
Secunderabad-500 087.



Department of Anatomy



ARMY COLLEGE OF DENTAL SCIENCES

Chennapur –CRPF Road , Jai Jawaharnagar Post, Secunderabad – 500 087, Telangana

Ph: +914029708384, 9347411942

Website: www.acds.co.in Email : army_c@rediffmail.com

NAAC Accredited 'A' & Certified ISO 9001 : 2015 & ISO 14001 : 2015


1. Department of Anatomy

Anatomy is a branch of medicine that studies the structure and functions of the human body. This branch of medicine specializes in research and practice of histology tissue processing, cadaveric dissection, museum specimen preparation, cytogenetics and cultivation of tissue cultures. It has four different labs for undergraduate learning.

| S.No | Facilities in the Lab of Anatomy | Specification |
|------|---|--|
| 1 | Dissection Hall Cum Museum/ Dissection Lab | To seat 50 students Ventilated with sufficient exhaust fans. And adequate number of glass almirah to store the specimen |
| 2 | Cadaver Room | Two storage tanks to store the cadavers Sufficient area to store the formalin, freezer etc. |
| 3 | Histology Lab | Tables with granite top and seating, sufficient to seat 30 students |
| 4 | Dissection Microscopes | Dissection of specimen or sample |

| | | |
|---|---|--|
| | | |
| 5 | Monocular Microscope | Demonstration of histology slides |
| 6 | Binocular Microscopes | To identify the specimen or histology slides |
| 7 | <p>Osteology & Anatomical Specimen</p> <p>Lab</p> <p>a. Full body skeletal bones</p> <p>b. Head and neck bones set</p> <p>c. Complete Human organs specimen set</p> | <p>a. For demonstration and explanation of body structure</p> <p>b. Identification of head and neck bone structure</p> <p>c. Identification of organs and to identify the body structural parts.</p> |




 PRINCIPAL,
 Army College of Dental Sciences
 Secunderabad-500 087.

Department of Physiology



ARMY COLLEGE OF DENTAL SCIENCES

Chennapur –CRPF Road , Jai Jawaharnagar Post, Secunderabad – 500 087, Telangana

Ph: +914029708384, 9347411942

Website: www.acds.co.in Email : army_c@rediffmail.com

NAAC Accredited 'A' & Certified ISO 9001 : 2015 & ISO 14001 : 2015


2. Department of Physiology

Physiology is related to the function of organs and organ systems, and how they work within the body to respond to challenges.

| S.No | Facilities in the Lab of Anatomy | Specification |
|------|--|---|
| 1 | Microscopes | Monocular |
| 2. | Stage Incubator | It is used for slides of micro organisms. |
| 3 | Westergen's Pipettes For E.S.R. on Stand | Stands Westergren's Tubes - |
| 4 | Winrobes Pipettes | For PVC to draw blood |
| 5. | Haemo Giobinometer, Sahli's | Haemoglobin Estimation |
| 6. | Haemocytometers | For Red Blood Cell and White Blood Cell Count |
| 7. | Sphygmomanometer | Blood pressure measurement- 15 |

| | | |
|----|----------------------|---|
| 8. | Stethoscopes | For auscultation |
| 9. | Refrigerator | For chemicals, blood group – 01 |
| 10 | Stop Watches | Bleeding time and Clotting time measurement |
| 11 | Ph Meter | To check the ph. of liquids to classify as acidic or basic |
| 12 | Analytical Balance | Weighing of chemicals |
| 13 | Centrifuge R4c & R8c | To separate plasma from other blood components , to make platelet rich factor |
| 14 | Blood Cell Counters | Count Differential leukocyte |
| 15 | Haematocrit Tubes | For clotting time and Packed Cell volume |




 PRINCIPAL
 Army College of Dental Sciences
 Secunderabad-500 087.

Department of Biochemistry



ARMY COLLEGE OF DENTAL SCIENCES

Chennapur –CRPF Road , Jai Jawaharnagar Post, Secunderabad – 500 087, Telangana

Ph: +914029708384, 9347411942

Website: www.acds.co.in Email : army_c@rediffmail.com

NAAC Accredited 'A' & Certified ISO 9001 : 2015 & ISO 14001 : 2015

3. Department of Biochemistry

The Biochemistry department is involved in Undergraduate teaching for medical students. It is a laboratory-based science combining biology and chemistry. Biochemists study the structure, composition, and chemical reactions of substances in living systems and, in turn, their functions and ways to control them.

| S.No | Facilities in the Lab of Biochemistry | Specification |
|------|---------------------------------------|--|
| 1 | Glass Wares | Test tube/beaker/ measuring cylinder /glass rod/funnel/Amber bottle/plane bottle |
| 2 | Micro pipettes | Measuring reagents |
| 3 | Water bath | To store sterile water |
| 4 | Distillation Apparatus | Supply of distilled water |
| 5 | Colorimeter | For quantitative analysis |

| | | |
|----|---------------------------|---|
| 6 | Microscopes | Examination of microscopic organisms |
| 7 | Electrophoretic Apparatus | To differentiate between different antibodies |
| 8 | Urinometer | Urine specific gravity and ph |
| 9 | Centrifuge | for sample separation |
| 10 | Incubator | To grow microbial culture |



[Handwritten Signature]
 PRINCIPAL
 Army College of Dental Sciences
 Secunderabad-500 087.

Dental Anatomy and Histology



ARMY COLLEGE OF DENTAL SCIENCES

Chennapur –CRPF Road , Jai Jawaharnagar Post, Secunderabad – 500 087, Telangana

Ph: +914029708384, 9347411942


Website: www.acds.co.in Email : army_c@rediffmail.com

NAAC Accredited 'A' & Certified ISO 9001 : 2015 & ISO 14001 : 2015

4. Dental Anatomy and Histology

| S.No | Facilities in the Lab of Dental Anatomy and Histology | Specification |
|------|---|--|
| 1 | Lecron Carver | To Carve the teeth from soap/wax |
| 2 | Wax Blocks | For Carving out all permanent teeth |
| 3 | Metal/Plastic Scale | For accurate measurements of the carved teeth |
| 4 | Macintosh Sheets | Rubber sheets to be spread while carving the teeth to collect shavings |
| 5 | Slides and Slide boxes | To Examine different anatomical tissues of teeth |
| 6 | Microscope | To demonstrate and explain histology of dental tissues under magnification |
| 7. | Television | To show slides to all batch by connecting to the microscope |
| 8 | LCD Monitor | For Connecting to the TV for projection |




PRINCIPAL
Army College of Dental Sciences
ecunderabad-500 087.

Dental Materials



ARMY COLLEGE OF DENTAL SCIENCES

Chennapur –CRPF Road , Jai Jawaharnagar Post, Secunderabad – 500 087, Telangana

Ph: +914029708384, 9347411942

Website: www.acds.co.in Email : army_c@rediffmail.com


NAAC Accredited 'A' & Certified ISO 9001 : 2015 & ISO 14001 : 2015

5. Dental Materials

| S.No | Facilities in the Lab of Dental Materials | Specification |
|------|---|--|
| 1 | Dental Plaster/ Stone Dispenser | Unident, To create moulds for dental casts including dentures and dental prosthesis. |
| 2 | Model Trimmer | Unident, for trimming gypsum and refractory casts. |
| 3 | Micromotor | Marathon, need to fill the requirements for compactness, high power density, high acceleration and light weight. |
| 4 | Bowl and spatulas | To mix dental materials such as Alginate impression material, dental stone and dental plaster |
| 5 | Glass Slabs | Mixing the dental material such as zinc |

| | | |
|---|-----------------------|--|
| | | phosphate cement, Zinc Oxide eugenol cement and Zinc Oxide Impression material |
| 6 | Cement mixing Spatula | Mixing the dental material such as zinc phosphate cement, Zinc Oxide eugenol cement and Zinc Oxide Impression material |
| 7 | Agate Spatula | Mixing Porcelain material |




 PRINCIPAL
 Army College of Dental Sciences
 Secunderabad-500 087.

Department of Pharmacology



ARMY COLLEGE OF DENTAL SCIENCES

Chennapur –CRPF Road , Jai Jawaharnagar Post, Secunderabad – 500 087, Telangana

Ph: +914029708384, 9347411942

Website: www.acds.co.in Email : army_c@rediffmail.com

NAAC Accredited 'A' & Certified ISO 9001 : 2015 & ISO 14001 : 2015

6. Department of Pharmacology


This is the preclinical department which encompasses drug composition and properties, synthesis and drug design, molecular and cellular mechanisms, organ/systems mechanisms, signal transduction/cellular communication, molecular diagnostics, interactions, chemical biology, therapy, and medical applications and antipathogenic capabilities. The two main areas of pharmacology are pharmacodynamics and pharmacokinetics.

| S.No | Facilities in the Lab of Pharmacology | Specification |
|------|---------------------------------------|--|
| | GLASS WARE | |
| 1 | Beakers | For storage and dispensing chemicals 50/100/250/500ml |
| 2 | China Dish | For evaporating and carrying out chemical experiments |
| 3 | Conical Flask | Hold and measure chemical liquid samples |
| 4 | Funnel | Measuring chemical liquid samples 50/65/75 mm |
| 5 | Glass Rod Medium/Small | For mixing various chemicals |

| | | |
|----|---|--|
| 6 | Measuring Cylinder | 5/10/25/50/100ml |
| 7 | Measuring Cylinder 250ml and 500ml | Measuring and dispensing liquids |
| 8 | Mortar and Pestle | Glass& Porcelain to grind, mash or crush various ingredients |
| 9 | Pasteur pipette pack of 100 | Measuring specific quantity for experiments |
| 10 | Pipette 1 ml, 2ml and 5 ml | For pipetting specific amount of liquid |
| 11 | Reagent bottle with lid – Narrow Mouth and Wide Mouth | Amber(NMA) 125/250/500 ml, intended to contain chemicals in liquid or powder form for labs |
| 12 | Test Tubes (Medium) | Holding the chemicals |
| 13 | Petri dish | Incubation of micro-organisms in labs |
| 14 | Wash Bottle | Distilled water |
| 15 | Dropper Bottle | Carry and drop chemicals |
| 16 | Transparent Dispensing Box | To dispense the powder form of chemicals |
| 17 | Dispensing Balance | To measure the chemicals for accurate quantity |
| 18 | Dispensing Weight box | To weigh the chemicals |
| 19 | Electronic balance | To weigh the powder form of chemicals |
| 20 | Mechanical pipette | For measuring the liquid chemicals |

| | | |
|----|---------------------------------|--|
| 21 | Sensitive Balance (Shimadzu) | Used for extremely precise measurements |
| 22 | Spirit lamp | For reactions needing the heat as catalyst |
| 23 | Test Tube Holders | To hold the test tubes against heat |
| 24 | Test Tube Stand | To hold the test tubes against heat |
| 25 | Water bath | To dissolve the paraffin wax |
| 26 | Wax paper bundles | For packing of powder / paste or paraffin wax |




 PRINCIPAL
 Army College of Dental Sciences
 ecunderabad-500 087.

Department of Microbiology



ARMY COLLEGE OF DENTAL SCIENCES

Chennapur –CRPF Road , Jai Jawaharnagar Post, Secunderabad – 500 087, Telangana

Ph: +914029708384, 9347411942

Website: www.acds.co.in Email : army_c@rediffmail.com

NAAC Accredited 'A' & Certified ISO 9001 : 2015 & ISO 14001 : 2015


7. Department of Microbiology

Clinical microbiology is defined as a branch of science dealing with the interrelation of macro-organisms and microorganisms with their host under normal and pathological conditions along with the dynamics of the infectious process with the aim of arriving at a complete cure through the appropriate use of various antibiotics to inhibit or kill the isolated microorganisms.

| | Facilities in the Lab of Microbiology | Specification |
|----|---------------------------------------|---|
| 1. | Microscopes monocular | Examination of micro-organisms for students |
| 2. | Microscope binocular | Examination of microorganisms for research purposes |
| 3. | Incubator | |
| 4. | Double Door Refrigerator | Maintaining Cultures |
| 5 | Autoclave (Small) | Sterilisation |
| 6 | Electronic Balance | To weigh the powder form of chemical |

| | | |
|----|--------------------|------------------------------------|
| 7 | Water Bath | To dissolve the paraffin wax |
| 8 | Anaerobic Jar | Growth of anaerobic microorganisms |
| 9 | Centrifuge | Separation of serum and plasma |
| 10 | Bio Safety Cabinet | Storage of chemicals |
| 11 | Hot Air Oven | Sterilisation |
| 12 | Hot Plate | Electrical For Heating |




 PRINCIPAL
 Army College of Dental Sciences
 Secunderabad-500 087.

Department of Pathology



ARMY COLLEGE OF DENTAL SCIENCES

Chennapur –CRPF Road , Jai Jawaharnagar Post, Secunderabad – 500 087, Telangana

Ph: +914029708384, 9347411942

Website: www.acds.co.in Email : army_c@rediffmail.com

NAAC Accredited 'A' & Certified ISO 9001 : 2015 & ISO 14001 : 2015

8. Department of Pathology


General pathology is a specialty concerned with all aspects of laboratory investigation in health and disease that focuses on the causes, manifestations and diagnosis of disease.

| | Facilities in the Lab of Pathology | Specification |
|---|------------------------------------|---|
| | GLASS WARE | |
| 1 | Test tubes | To pour chemicals and storage of chemicals |
| 2 | Glass pipette | For measurement of liquid 1ml,2ml,10ml |
| 3 | Conical flask | For measuring and storing of liquid chemicals |
| 4 | Coupling Jar | For staining of specimens |
| 5 | Wintrobe tubes | To calculate Packed cell volume |
| 6 | Dropper bottles | Staining |

| | | |
|----|------------------------|---|
| 7 | Capillary tubes | Calculate clotting time |
| 8 | RBC pipette | For diluting blood to count Red blood cells |
| 9 | Glass rods | Mixing the sample |
| 10 | Micropipettes | To measure the small quantity of samples |
| 11 | Hemometer pipette | To dilute the blood for experiments |
| 12 | INSTRUMENTS | |
| 13 | Microscopes | For identification of microorganisms and studying the tissues |
| 14 | Incubator | To incubate samples |
| 15 | Hemocytometer | To check red blood cell and white blood cell count |
| 16 | Hemometer | For Haemoglobin estimation |
| 17 | Electronic weigh scale | Weighing the powder form of chemical |
| 18 | ESR stand | To keep the ESR tubes |
| 19 | Laboratory thermometer | To measure the room temperature |
| 20 | Counting chamber | To Count red blood cells and white blood cells , platelets |
| 21 | Sphygnomanometer | Measuring the blood pressure |
| 22 | Lancets | To pierce the finger to draw blood sample |

| | | |
|----|-------------|--|
| 23 | Stethoscope | For auscultation of chest , breathing sounds |
|----|-------------|--|




PRINCIPAL
Army College of Dental Sciences
ecunderabad-500 087.

**Department of Prosthodontics
And Crown & Bridge**



ARMY COLLEGE OF DENTAL SCIENCES

Chennapur –CRPF Road , Jai Jawaharnagar Post, Secunderabad – 500 087, Telangana

Ph: +914029708384, 9347411942

Website: www.acds.co.in Email : army_c@rediffmail.com

NAAC Accredited 'A' & Certified ISO 9001 : 2015 & ISO 14001 : 2015

9. Department of Prosthodontics and Crown & Bridge

The department mainly deals with the replacement of missing teeth and associated structure and thus serves the oral health needs of people by restoring the function of teeth. The department is well equipped with multiple labs which include Pre-clinical lab, Crown and bridge lab, Acrylic lab consisting of sophisticated equipment and material like induction casting machines, Phantom heads.

| | Facilities in the Pre-Clinical Lab of Prosthodontics and Crown and Bridge, Acrylic Lab | Specification and Usage |
|----|--|--|
| 1 | Semi adjustable articulator | With face bow |
| 2 | Extra oral/intra oral tracer | Height tracer for balanced occlusion |
| 3 | Dewaxing unit | Unident for dewaxing of Complete / Partial Removable Denture Fabrication |
| 4 | Curing unit | From unident for Acrylization |
| 5 | Dental casting machine | Bego, Casting |
| 6 | Wax burnout furnace | Unident , casting |
| 7 | Pre heating furnace | Unident , casting |
| 8 | Surveying unit | Williams, Removable Partial Denture Surveying |
| 9 | Heavy duty hand piece | Lab micromotors |
| 10 | Needle burner with syringe cutter | Bio plus, Destroy the used needles |
| 11 | Plaster Dispenser | One each for plaster and stone plaster |

| | | |
|----|-------------------------------------|---|
| 12 | Model Trimmer with Carborandum Disc | Confident, used for cast trimming |
| 13 | Model Trimmer with Diamond Disc | Confident, used for cast trimming |
| 14 | Acrylizer | Unident , for curing the dentures |
| 15 | Lathe | Unident , trimming for Complete and removable partial denture |
| 16 | Deflasking unit | Unident, curing process |
| 17 | Dewaxing unit | Unident , for dewaxing during suring process of the dentures |
| 18 | Hydraulic Press | Confident for flasking of complete and removable partial dentures |
| 19 | Mechanical Press | Unident, for denture fabrication |
| 20 | Vacuum mixing machine | Confident, mixing the dental stone and plaster of Paris |
| 21 | Curing pressure pot | Confident, curing of dentures |
| 22 | Phantom heads | Confident, Pre-clinical exercises |
| 23 | Geysar | Bajaj for hot water |
| 24 | Pre-clinical working tables | Gas connection & bunson burner |
| 25 | Hot water sterilizer | Compound bath |



[Signature]
PRINCIPAL
Army College of Dental Sciences
Secunderabad-500 087.

Ceramic and Cast Partial Laboratory



ARMY COLLEGE OF DENTAL SCIENCES

Chennapur –CRPF Road , Jai Jawaharnagar Post, Secunderabad – 500 087, Telangana

Ph: +914029708384, 9347411942

Website: www.acds.co.in Email : army_c@rediffmail.com

NAAC Accredited 'A' & Certified ISO 9001 : 2015 & ISO 14001 : 2015

10. Ceramic and Cast Partial Laboratory

| S.No | Facilities in the Lab of Ceramic and Cast Partial Work | Specification |
|------|--|--|
| 1 | Plaster Dispensor | One each for plaster and stone plaster |
| 2 | Duplicator | Duplicating casts for complete dentures |
| 3 | Pindex System | Pindex, Die pins hole placement |
| 4 | Circular saw | Preparation of dyes from casts |
| 5 | Burn out furnace | Unident , for Dewaxing during casting |
| 6 | Sandblasting machine | With two containers, cast sandblasting |
| 7 | Model Trimmer with Carborandum disc | Confident, used for cast trimming |
| 8 | Model Trimmer with Diamond disc | Confident, used for cast trimming |
| 9 | Induction casting machine | Bego, casting |
| 10 | Programmable porcelain furnace with vacuum pump with instrument kit and material kit | Ivoclar, IPS, for porcelain layering on cast crown |
| 11 | Spot welder with soldering, attachment of cable | Welding of joints in cast and metal parts |
| 12 | Vacuum mixing machine | Confident, mixing stone and plaster |
| 13 | Steam Cleaner | Unident, Cleaning the cast during dewaxing |
| 14 | Spindle Grinder 24,000 RPM with vacuum suction | Unident, Confident, Trimming of cast crowns |
| 15 | Wax heater | Heating wax for wax pattern |
| 16 | Wax carver | Carving wax pattern |

| | | |
|----|-------------------------------|--|
| 17 | Curing pressure pot | Confident, curing of dentures |
| 18 | Milling machine | Milling parts , Amman Girbach |
| 19 | Heavy duty lathe with suction | Unident, trimming of complete and partial removable dentures |
| 20 | Preheating furnace | Unident, heating of investment during casting |
| 21 | Palatal trimmer | Unident, trimming of palatal and maxillary parts of the dentures |
| 22 | Ultrasonic cleaner | Cleaning of cast metal with 5 liters capacity |
| 23 | Composite curing unit | Curing of composite |
| 24 | Micro surveyor | Surveyors of implant parts |



[Signature]
 PRINCIPAL
 Army College of Dental Sciences
 Secunderabad-500 087.

**Department of Conservative
Dentistry and Endodontics**



ARMY COLLEGE OF DENTAL SCIENCES

Chennapur –CRPF Road , Jai Jawaharnagar Post, Secunderabad – 500 087, Telangana

Ph: +914029708384, 9347411942

Website: www.acds.co.in Email : army_c@rediffmail.com

NAAC Accredited 'A' & Certified ISO 9001 : 2015 & ISO 14001 : 2015


11. Department of Conservative Dentistry and Endodontics

The Department of Conservative Dentistry & Endodontics consists of two specialties Conservative dentistry & Endodontics. Conservative Dentistry deals with the treatment and rehabilitation of diseased, defective or decayed tooth. It also includes Cosmetic / Aesthetic corrections of teeth. Endodontics deals with root canal treatment, endodontic surgery and related treatments.

| S.No | Facilities in the Lab of Conservative Dentistry and Endodontics | Specification |
|------|---|--|
| 1 | Rubber dam kits | Ora Craft, isolation for various restorative procedures |
| 2 | Restorative instruments kits | Hufriedy, for restorations (composite and Glass Ionomer Cement) |
| 3 | R.C.T. instrument kits | Mtuw/Protaper Universal and Protaper GDD, for root canal treatment |
| 4 | Amalgamator | Model DB 338, With Autoclave proportion, Autoclave dispenser |
| 5 | Pulp Tester-Digital | Parkell, checking the vitality of teeth |
| 6 | Apex Locator | Proper II , locating the apex for root canal treatment |
| 7 | Glass bead sterilizers | Confident, for sterilization of root canal instruments and burs |
| 8 | Plaster dispensers | Orien, to dispense |
| 9 | Intra-oral X-ray Unit | Newton, Intra oral peri apical x ray unit with Proper radiation safety |
| 10 | Endo motor | With torque control for bio mechanical |

| | | |
|----|------------------|---|
| | | preparation in root canal treatment |
| 11 | Phantom Lab Unit | Phantom Table fitted with Halogen Operating Light Phantom Head body type neck joint |




PRINCIPAL
Army College of Dental Sciences
ecunderabad-500 087.

**Department of Oral Pathology
and Microbiology**



ARMY COLLEGE OF DENTAL SCIENCES

Chennapur –CRPF Road , Jai Jawaharnagar Post, Secunderabad – 500 087, Telangana

Ph: +914029708384, 9347411942

Website: www.acds.co.in Email : army_c@rediffmail.com


NAAC Accredited 'A' & Certified ISO 9001 : 2015 & ISO 14001 : 2015

12. Department of Oral Pathology and Oral Microbiology

Oral and Maxillofacial Pathology is the specialty of dentistry and discipline of pathology that deals with the nature, identification, and management of diseases affecting the oral and maxillofacial regions.

| | Facilities in the Lab of Oral pathology and Microbiology | Specification |
|---|--|--|
| 1 | Slides | Med Aid India, for viewing under microscope |
| 2 | Slides Boxes | Med Aid India, storing the glass slides |
| 3 | Microscopes | Mono ocular, Binocular, Light microscope |
| 4 | Microtome | Semi automatic for slide preparation |
| 5 | Wax bath | Thermostatic |
| 6 | Water bath | Thermostatic |
| 7 | Adequate slides projection system | Trinocular microscope with camera attachment |




PRINCIPAL
Army College of Dental Sciences
Secunderabad-500 087.

Department of Orthodontics and Dentofacial Orthopaedics



ARMY COLLEGE OF DENTAL SCIENCES

Chennapur –CRPF Road , Jai Jawaharnagar Post, Secunderabad – 500 087, Telangana

Ph: +914029708384, 9347411942

Website: www.acds.co.in Email : army_c@rediffmail.com

NAAC Accredited 'A' & Certified ISO 9001 : 2015 & ISO 14001 : 2015


13. Department of Orthodontics and Dentofacial Orthopedics

Orthodontics is a branch of dentistry that treats malocclusion, a condition in which the teeth are not correctly positioned.

| S . No | Facilities in the Lab of Orthodontics | Specification |
|--------|---------------------------------------|---|
| 1 | Plaster dispenser | One each for plaster and stone plaster |
| 2 | Vibrator | Single tray <u>Unident</u> , for smooth mixing <u>of plaster</u> |
| 3 | Model Trimmer | Double disc , Unident for trimming the dental casts |
| 4 | Micromotor – | heavy duty for trimming the acrylic models |
| 5 | Lathe | Unident |
| 6 | X-ray viewers | Single screen large size |
| 7 | OPG with cephalostat | If available in radiology its is adequate. |
| 8 | Welders | Jaypee, Single Electrode |
| 9 | Blue Torch | Butane gas , self contained |
| 10 | Base Formers | Jaypee, small medium and large base formers |
| 11 | Typodont | Unident, double jaw |
| 12 | Set of Pliers | Jaypee Stainless Steel for wire bending exercises |
| 13 | Welder with soldering attachments | Jaypee, Multiple Electrodes with foot control for welding the wire |
| 14 | Hydro solder | Survox, |

| | | |
|----|---------------------------|---|
| 15 | Typhodont articulator | With metal teeth wax rim of Class I, II, III |
| 16 | Pressure moulding machine | Schen Dencent |
| 17 | Soldering torch | Butane gas , Self Contained |




PRINCIPAL
 Army College of Dental Sciences
 Secunderabad-500 087.

Department of Paedodontics and Preventive Dentistry



ARMY COLLEGE OF DENTAL SCIENCES

Chennapur –CRPF Road , Jai Jawaharnagar Post, Secunderabad – 500 087, Telangana

Ph: +914029708384, 9347411942

Website: www.acds.co.in Email : army_c@rediffmail.com

NAAC Accredited 'A' & Certified ISO 9001 : 2015 & ISO 14001 : 2015


14. Department of Pedodontics and Preventive Dentistry

Division of Pedodontics and Preventive Dentistry deals with diagnosis and treatment of oral and dental diseases in children up to 14 years of age and those with special health care needs

| S . No | Facilities in the Lab of Paediatric and Preventive Dentistry | Specification |
|--------|--|---|
| 1 | Amalgamator | Dentomat, Compact, Degussa Dental for mixing the silver and mercury to make amalgam restoration |
| 2 | Pulp Tester-Digital | Digi test, Digital , Automatic pulp tester, for checking the vitality of teeth |
| 3 | Rubber dam kit for Pediatric patients | Ora Craft, Wingless complete kit paedo, isolation of teeth |
| 4 | Apex locator | Ray apex 6 th generation |
| 5 | Endo motor | With torque control HPs |
| 6 | Injectable gutta percha with condensation | Denzoi, DYGP, Cardless GP obturation system for filling the root canal treated |

| | | |
|----|-------------------------|---|
| | | teeth |
| 7 | Radiovisiography | Digital intra X-ray system with Pedo sensor and software |
| 8 | Intra Oral Camera | With high resolution |
| 9 | Scaling instruments | Complete sets anterior and posterior supragingival for oral prophylaxis |
| 10 | Restorative instruments | Restorative instruments for composite and GIC |
| 11 | Extraction forceps | Pedo Forceps complete sets |
| 12 | Intra-oral X-ray | Care Stream, Kodak RVG 5200 (1 Size) |
| 13 | Automatic Developer | DenMed- XP 05, X ray film processor |
| 14 | Model Trimmer | With diamond disc |




PRINCIPAL
 Army College of Dental Sciences
 Secunderabad-500 087.

**Department of Oral and
Maxillofacial Surgery**



ARMY COLLEGE OF DENTAL SCIENCES

Chennapur –CRPF Road , Jai Jawaharnagar Post, Secunderabad – 500 087, Telangana

Ph: +914029708384, 9347411942

Website: www.acds.co.in Email : army_c@rediffmail.com


NAAC Accredited 'A' & Certified ISO 9001 : 2015 & ISO 14001 : 2015

15. Department Of Oral and Maxillofacial Surgery

The department provides training to undergraduates with facilities of Pre-clinical lab, Advanced simulation lab and Basic Life Support lab which improves their surgical skills.

| S . No | Facilities in the Lab of Oral and Maxillofacial surgery | Specification |
|--------|---|---|
| 1 | 3-0 silk suture | Suture:3-0 NW 5003, Mersilk (Braided Silk Black), Needle Ethiprime 16mm , 3/8 needle, Cutting |
| 2 | Needle Holder | GDC Needle Holder, Mayo Heager- Straight (18cm) |
| 3 | Erich Arch | Orthomax , Material Stainless Steel, Lot-130701, REF- 034.001 |
| 4 | Stainless steel wire | Orthomax 26/24 GAUGE |
| 5 | Wire Twister | GDC Stainless Steel |
| 6 | Wire Cutter | GDC Stainless Steel |




PRINCIPAL
Army College of Dental Sciences

Department of Periodontology



ARMY COLLEGE OF DENTAL SCIENCES

Chennapur –CRPF Road , Jai Jawaharnagar Post, Secunderabad – 500 087, Telangana

Ph: +914029708384, 9347411942

Website: www.acds.co.in Email : army_c@rediffmail.com


NAAC Accredited 'A' & Certified ISO 9001 : 2015 & ISO 14001 : 2015

16. Department of Periodontology

The department of Periodontics provides training in suturing skills for flap surgery on dental casts.

| S.No | Facilities in Periodontics lab | Specification |
|------|--------------------------------|--|
| 1 | Dental casts | Dental stone, molds for maxillary and mandibular archs |
| 2 | Suture materials | 3-0 silk spool, reverse cutting needles of 18no. |
| 3 | Mcintosh sheet | 2x3 feet in size |
| 4 | Suture cutting scissors | Stainless Steel |




Principal
PRINCIPAL
Army College of Dental Sciences
Secunderabad-500 087.



ARMY COLLEGE OF DENTAL SCIENCES

Chennapur –CRPF Road , Jai Jawaharnagar Post, Secunderabad – 500 087, Telangana

Ph: +914029708384, 9347411942


Website: www.acds.co.in Email : army_c@rediffmail.com

NAAC Accredited 'A' & Certified ISO 9001 : 2015 & ISO 14001 : 2015

List of training programs conducted in clinical skill labs / Simulation Centre

| Academic Year | Name of Programme |
|---------------|--|
| 2020-2021 | <ol style="list-style-type: none">1. Virtual Reality Of Digital Dentistry In Your Practice2. Lecture And Demonstration Of Carving Skills3. Perio Ace -Implant In Periodontist Perspective And Impression Techniques4. Workshop On BLS And Medical Emergencies In Dental Practice5. PEDO-EZY – Lecture and Hands-on Course on Preformed Space Maintainers and Zirconia Crowns |
| 2019-2020 | <ol style="list-style-type: none">1. Inhalational Nitrous Oxide Sedation- Lecture & Hands On Workshop2. Lecture On Emergency Management of Anaphylactic Reactions- MDS And BDS3. International Guest Lecture And Demo Workshop On Implantology4. Workshop on Short implants by BICON |




Principal
Principal
Army College of Dental Sciences
Secunderabad-500 087.