

Geo Tag Photos of Pre Clinical Laboratories



ARMY COLLEGE OF DENTAL SCIENCES

Chennapur –CRPF Road , Jai Jawaharnagar Post, Secunderabad – 500 087, Telangana

Ph: +914029708384, 9347411942

Website: www.acds.co.in Email : army_c@rediffmail.com


NAAC Accredited 'A' & Certified ISO 9001 : 2015 & ISO 14001 : 2015

Geo Tagged Photographs of the Pre-Clinical Laboratories

(Department Wise)

1. Department of Anatomy
2. Department of Physiology
3. Department of Biochemistry
4. Dental Anatomy and Histology
5. Dental materials
6. Department of Pharmacology
7. Department of Microbiology
8. Department of General Pathology
9. Department of Prosthodontics And Crown And Bridges
10. Ceramic And Cast Partial Laboratory
11. Department of Conservative Dentistry And Endodontics
12. Department of Oral Pathology And Microbiology
13. Department of Orthodontics
14. Department of Paediatric And Preventive Dentistry
15. Department of Oral And Maxillofacial Surgery
16. Basic life support simulation lab
17. Department of Periodontics




(Dr. S Subramanya Sharma)
Principal
Army College of Dental Sciences

Department of Anatomy

1.Department Of Anatomy




Fig 1 Students Learning Dissection on Human Cadaver




Fig 2 Study of Anatomical Specimens In Museum & Osteology



(Dr. S Subramanya Sharma)
Principal
Army College of Dental Sciences




Fig 3 Students Learning Histology of Various Human Tissues Under Microscope



(Signature)
(Dr. S Subramanya Sharma)
Principal
Army College of Dental Sciences

Department of Physiology

2. Department of Physiology

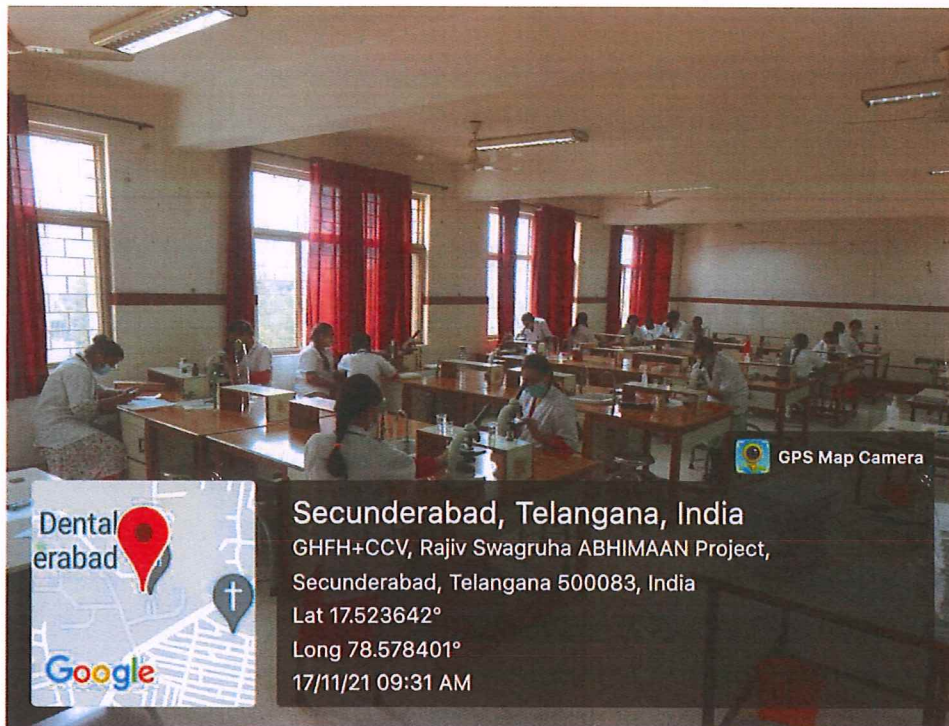



Fig 4 Students learning how to count various cells in the blood like Red Blood cells, White blood cells which helps in identifying normal from abnormal count




(Dr. S Subramanya Sharma)
Principal
Army College of Dental Sciences

Department of Biochemistry

3. Department of Biochemistry

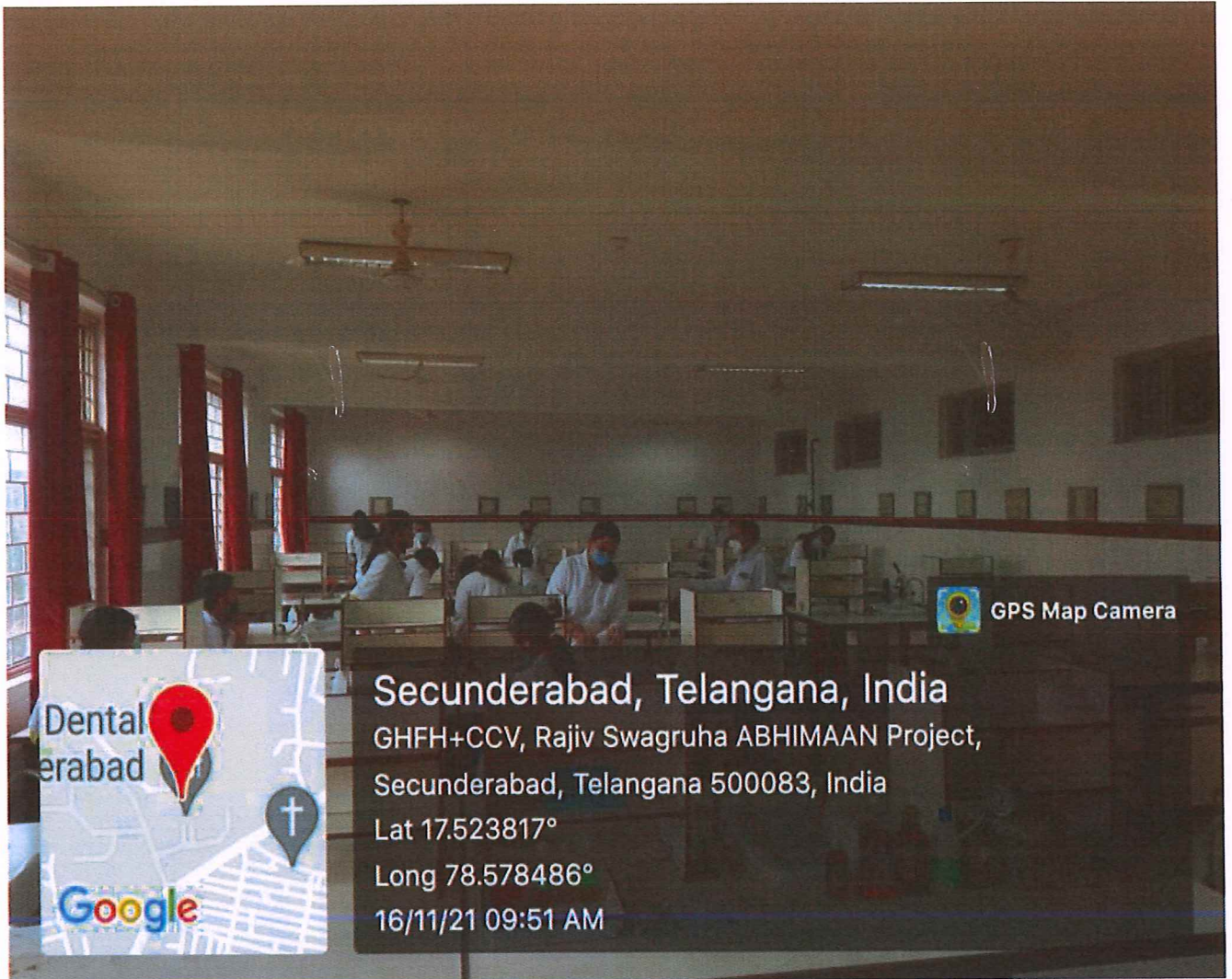


Fig 5 Biochemical analysis relevant to clinical screening and diagnosis



(Dr. S Subramanya Sharma)
Principal
Army College of Dental Sciences


Dental Anatomy and Histology

4.Dental Anatomy And Histology



Fig 6 Students Performing carving on wax blocks to replicate the human teeth morphology




(Dr. S Subramanya Sharma)
Principal
Army College of Dental Sciences

Dental Materials

5.Dental Materials





Fig 7 Demonstration of manipulation of various dental materials




(Dr. S Subramanya Sharma)
Principal
Army College of Dental Sciences

Department of Pharmacology

6. Department of Pharmacology

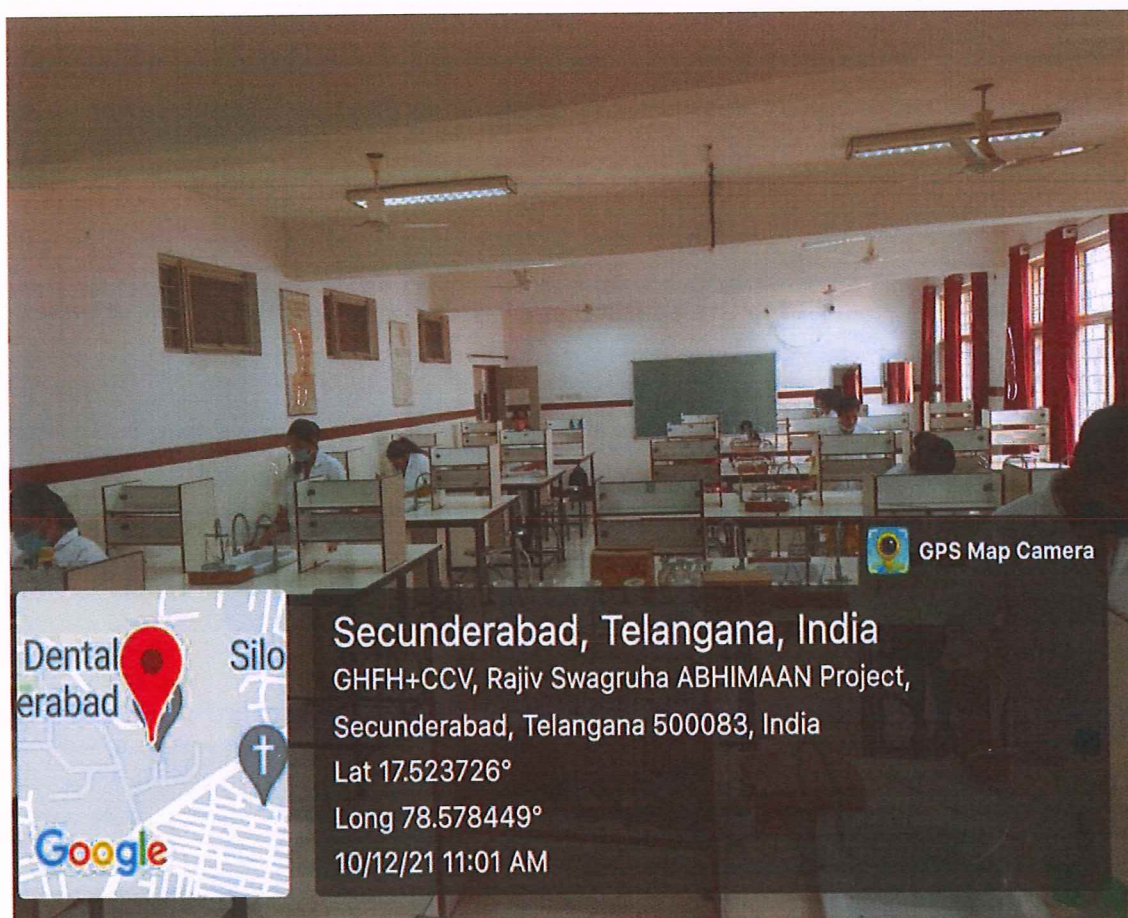


Fig 8 Preparation of various drug formulations



(Dr. S Subrahanya Sharma)
Principal
Army College of Dental Sciences

Department of Microbiology

7. Department of Microbiology




Fig 9 Microbiology lab for performance of various staining methods to interpret the different microorganisms



(Dr. S Subramanya Sharma)
Principal
Army College of Dental Sciences

**Department of General
Pathology**

8. Department Of General Pathology

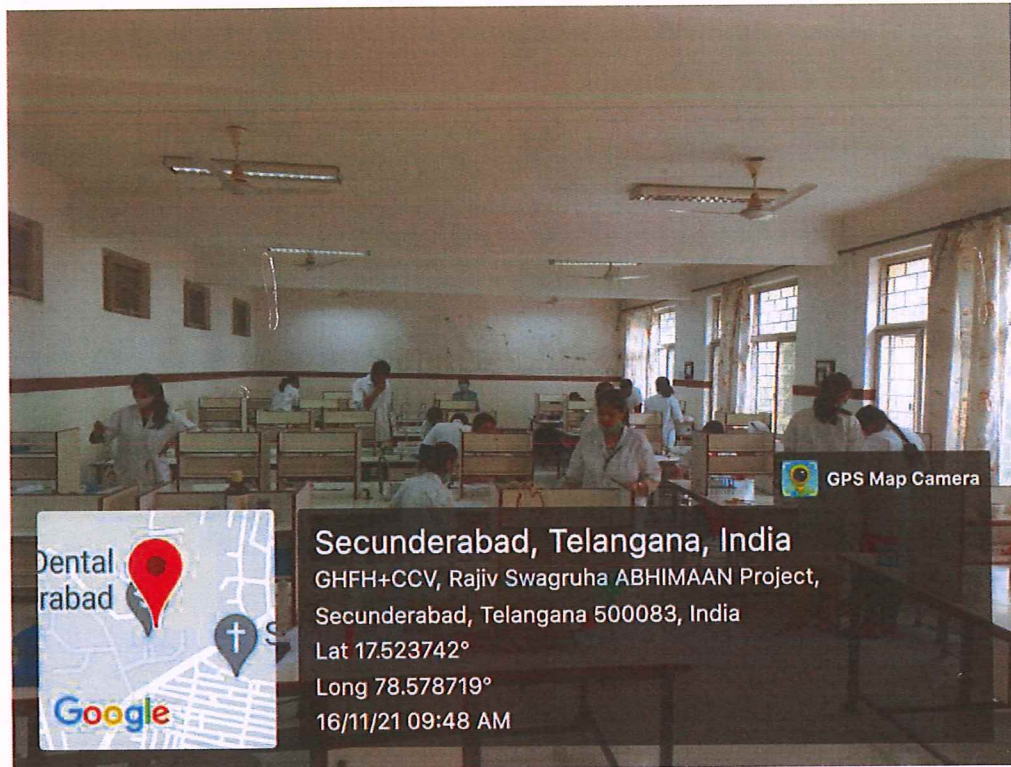



Fig 10 Carrying out various investigations like urine/ haematological investigations to identify the underlying pathology




(Dr. S Subramanya Sharma)
Principal
Army College of Dental Sciences

**Department of Prosthodontics
And Crown & Bridge**

9. Department of Prosthodontics And Crown & Bridge




Fig 11 Students preparing special trays and occlusal rims for denture fabrication-
Prosthodontics Pre-clinical lab



(Dr. S Subramanya Sharma)
Principal
Army College of Dental Sciences

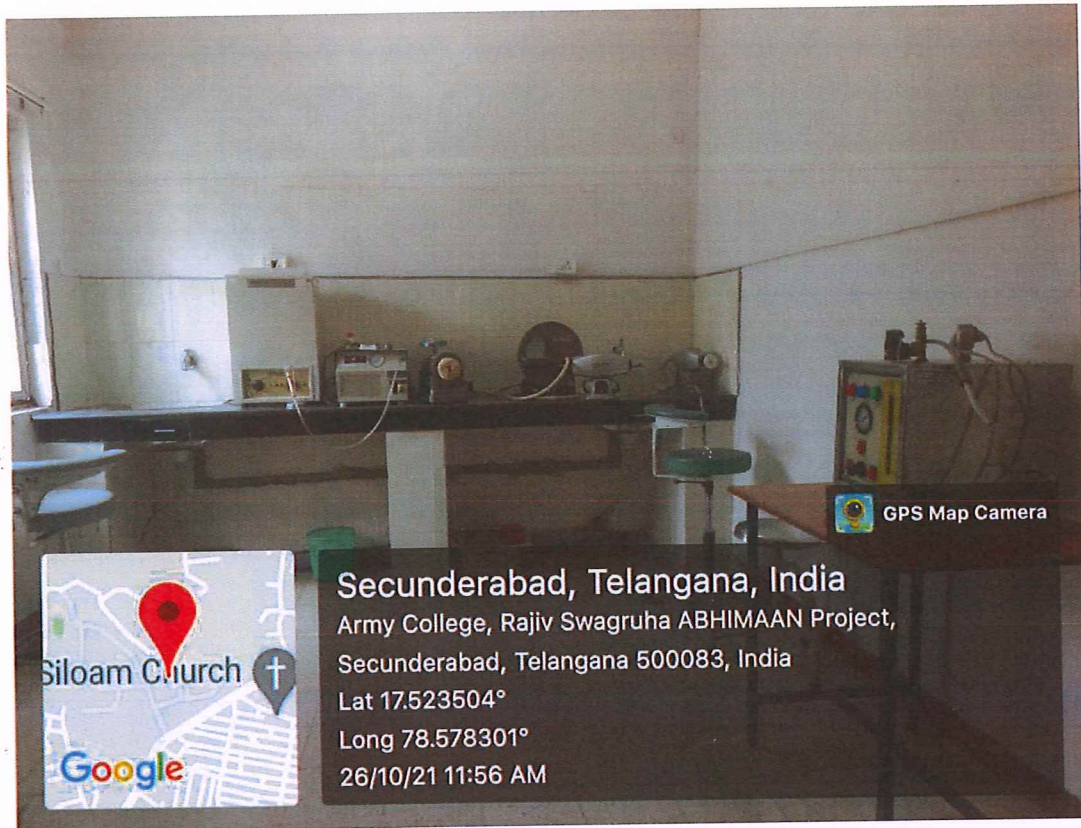



Fig 12 Equipment for trimming, finishing and polishing the denture




(Dr. S Subramanya Sharma)
Principal
Army College of Dental Sciences

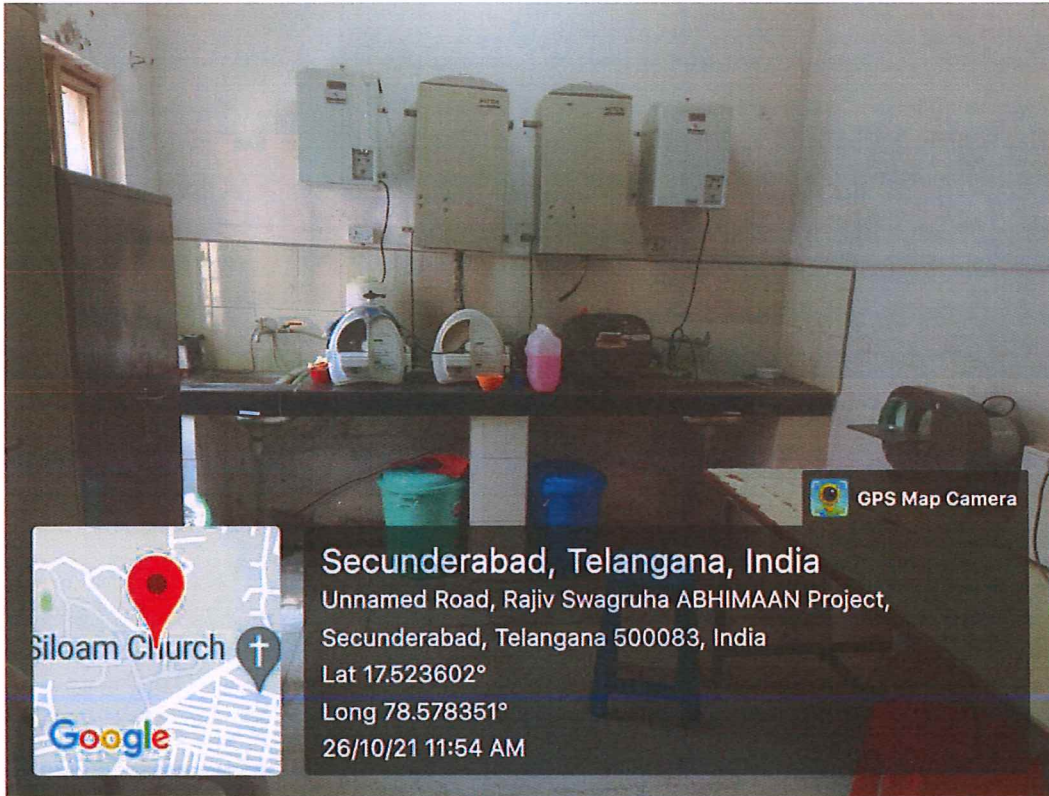


Fig 13 Acrylic Lab: Lathe to trim the denture base, water geyser for hot water supply



(Signature)
(Dr. S Subramanya Sharma)
Principal
Army College of Dental Sciences

Ceramic and Cast Partial Laboratory

10.Ceramic And Cast Partial Laboratory

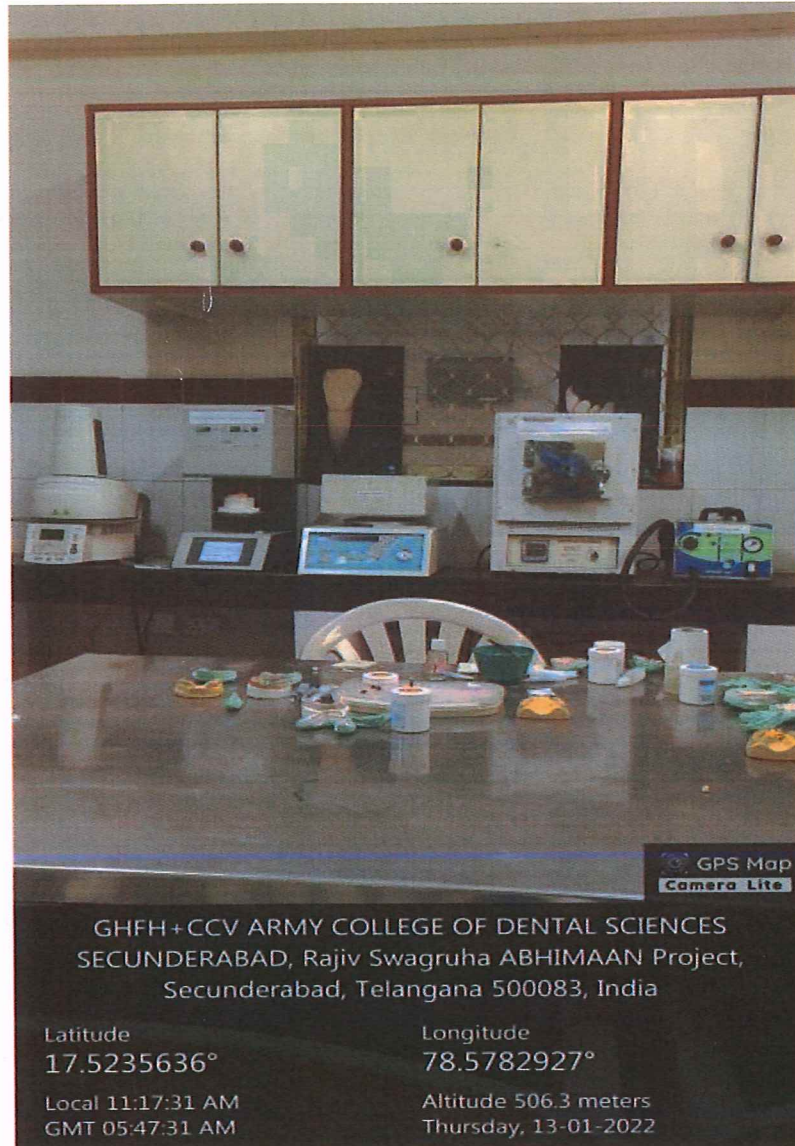



Fig 14 Ceramic lab for making fixed partial dentures and crowns




(Dr. S Subramanya Sharma)
Principal
Army College of Dental Sciences

**Department of Conservative
Dentistry and Endodontics**

11. Department of Conservative Dentistry And Endodontics



Fig 15 Students learning various restorative techniques on Phantom Heads



(Dr. S Subrahanya Sharma)
Principal
Army College of Dental Sciences

**Department of Oral Pathology
and Microbiology**

12. Department of Oral Pathology And Microbiology

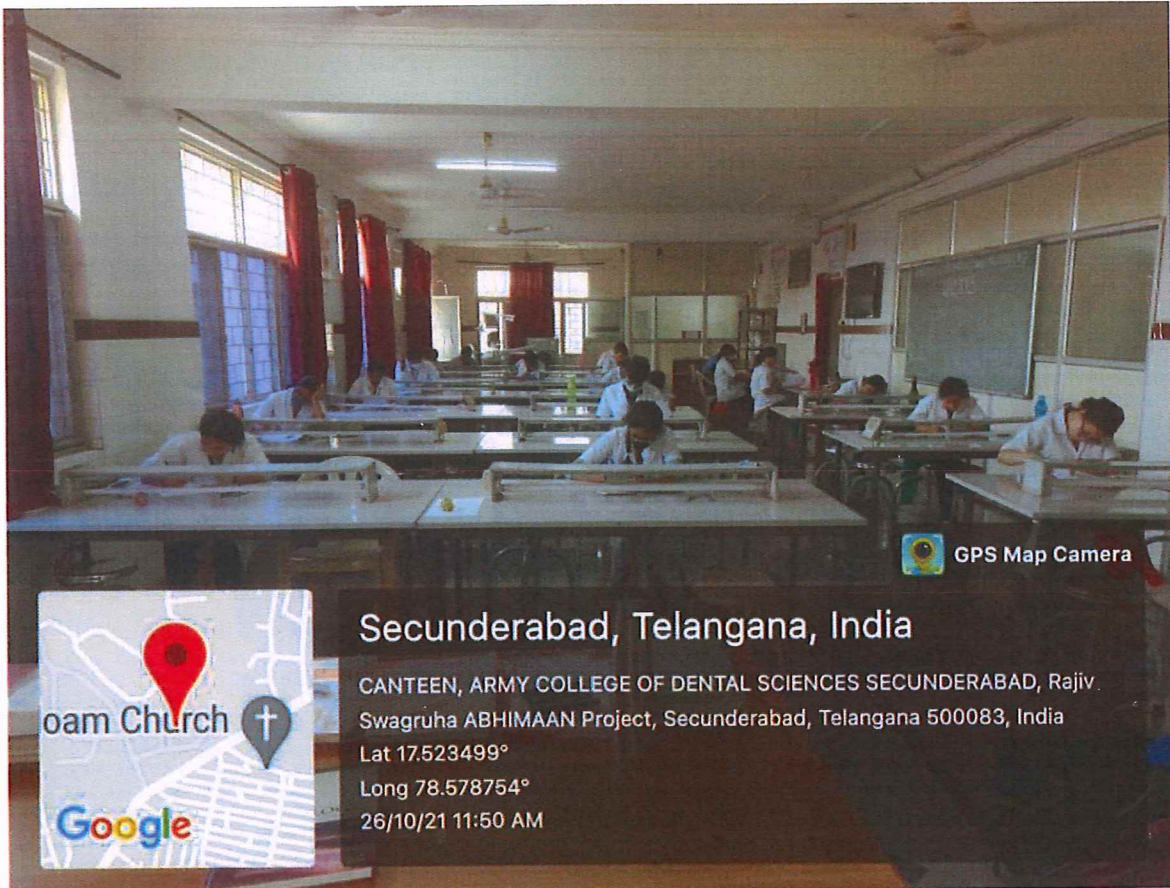


Fig 16 Students writing the histopathological features of head and neck pathologies



(Signature)
(Dr. S. Subramanya Sharma)
Principal
Army College of Dental Sciences

**Department of Orthodontics and
Dentofacial Orthopaedics**

13. Department of Orthodontics

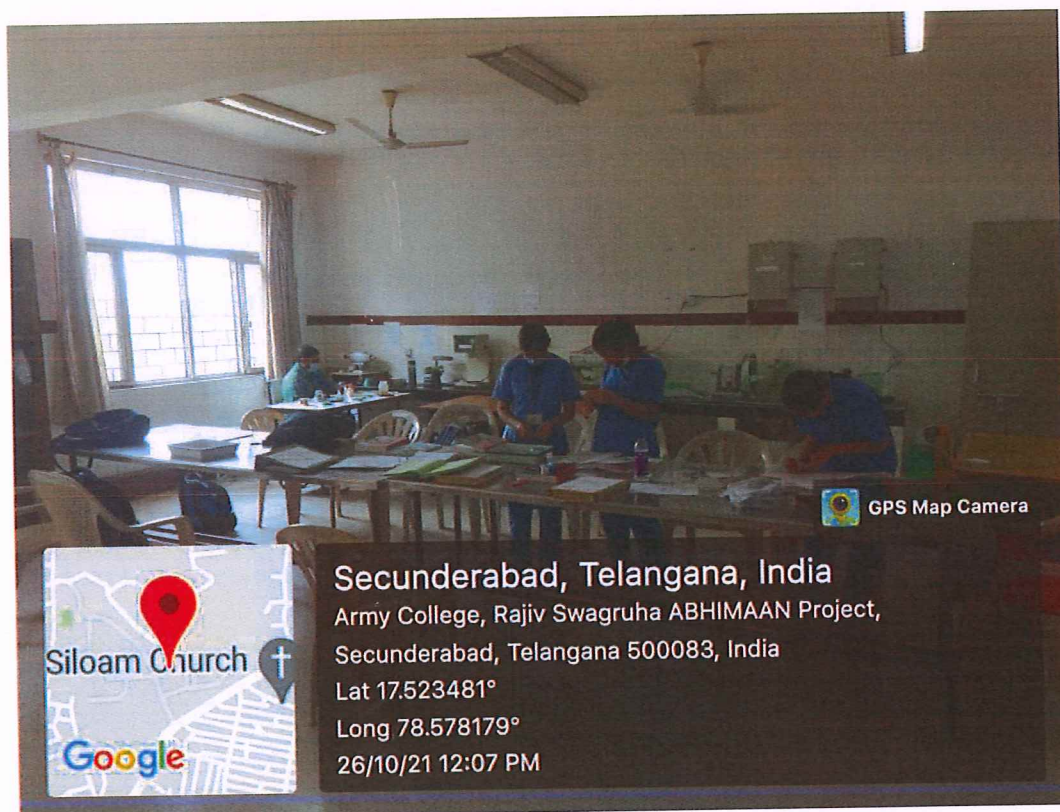


Fig 17 Students learning preclinical wire straightening and wire bending



(Signature)
(Dr. S Subramanya Sharma)
Principal
Army College of Dental Sciences

**Department of Pedodontics
and Preventive Dentistry**

14. Department of Pedodontics And Preventive Dentistry

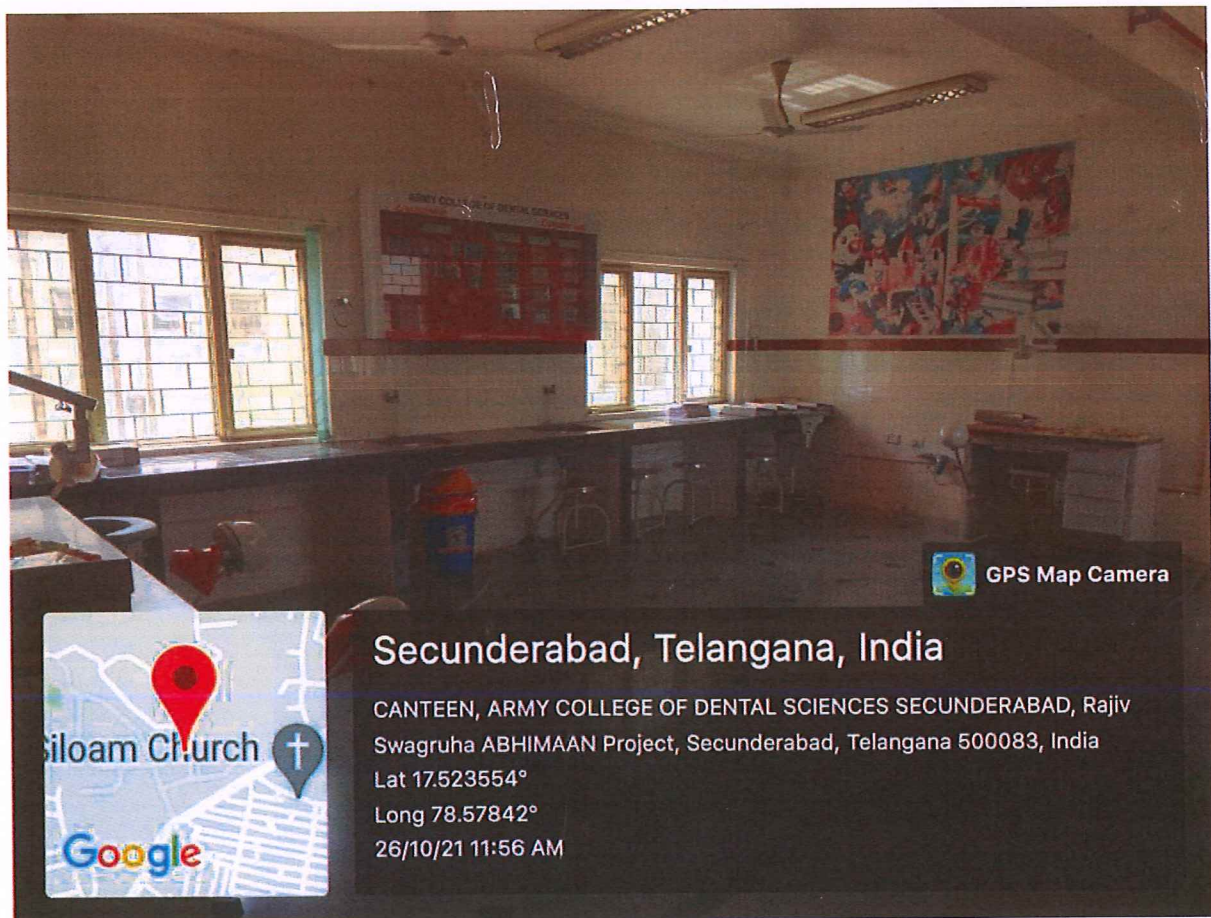


Fig 18 Preclinical lab for learning all paediatric work like making cast , wire bending and space maintainers



(Signature)
(Dr. S Subramanya Sharma)
Principal
Army College of Dental Sciences

**Department of Oral and
Maxillofacial Surgery**

15. Department of Oral And Maxillofacial Surgery





Fig 19 Students learning various suturing techniques on suturing pad



(Dr. S Subramanya Sharma)
Principal
Army College of Dental Sciences

ARMY COLLEGE OF DENTAL SCIENCES
DEPARTMENT OF ORAL AND MAXILLOFACIAL SURGERY
SURGICAL SKILLS LAB

Demonstration of Forceps Extraction

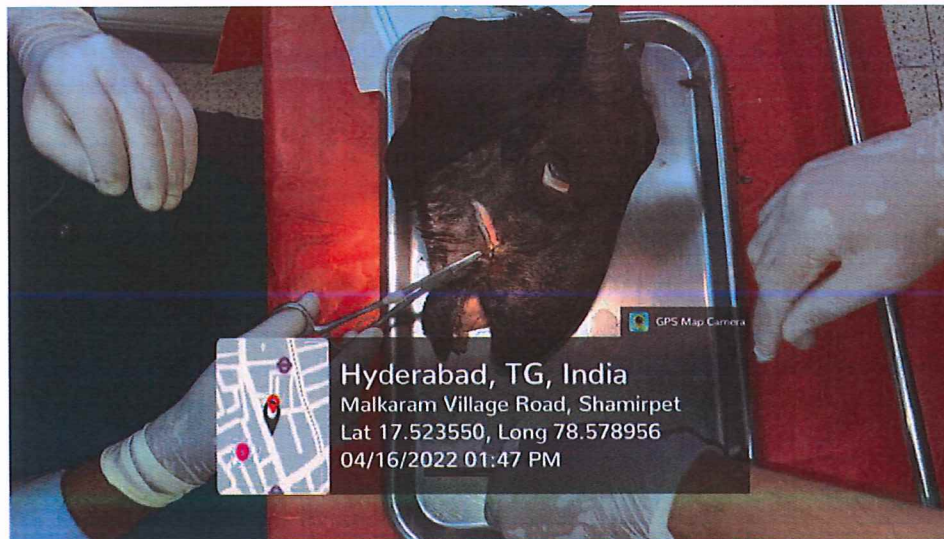
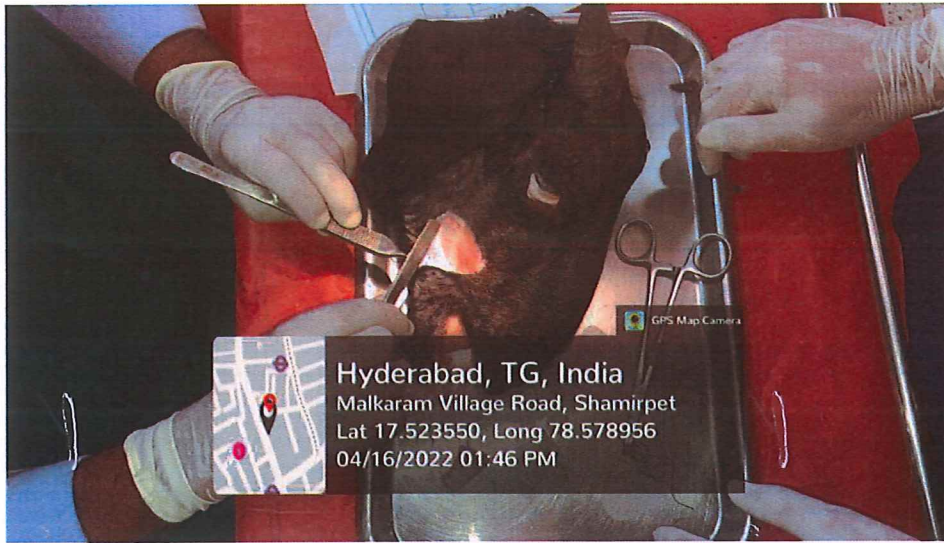


Demonstration of Open Extraction



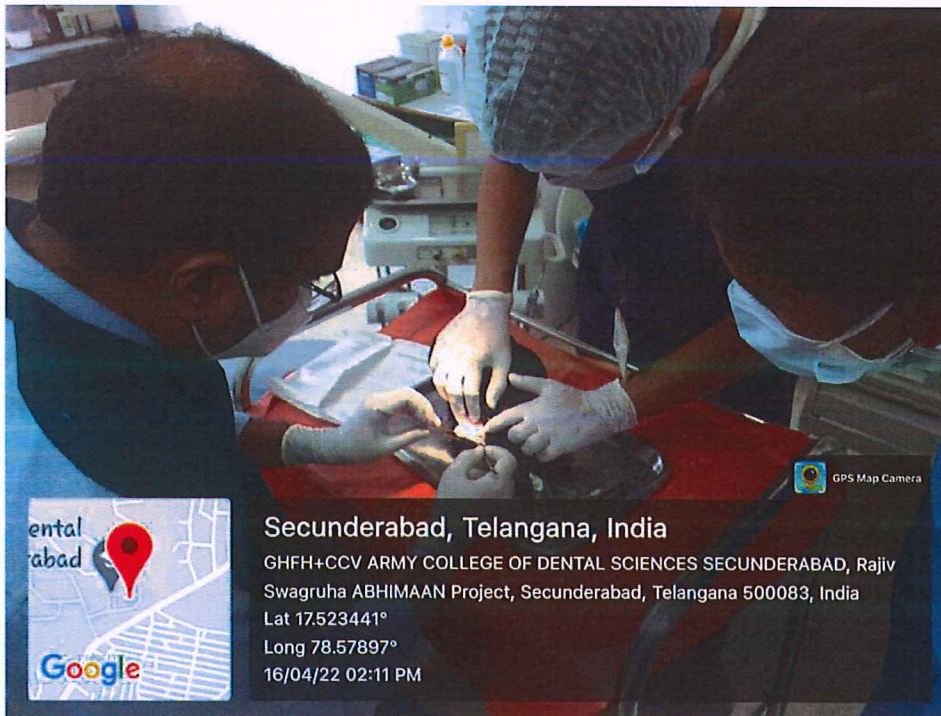

(Dr. S. Subramanya Sharma)
Principal
Army College of Dental Sciences

Demonstration of Local Flaps on Goat Skull



S Subramanya Sharma
(Dr. S Subramanya Sharma)
Principal
Army College of Dental Sciences

Demonstration of Submandibular Gland Dissection


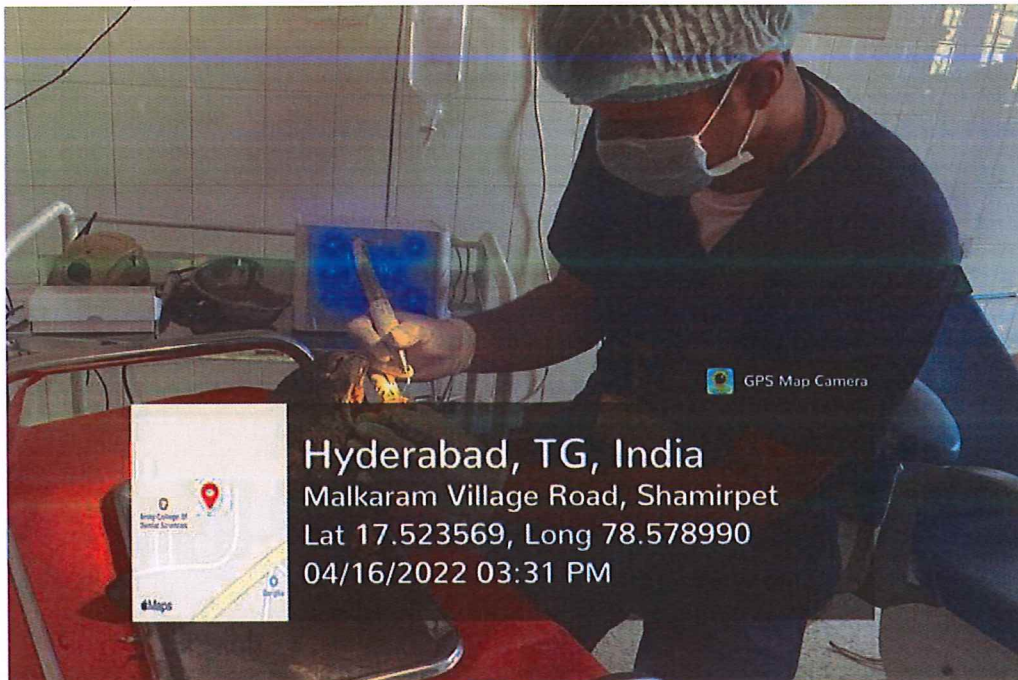


Sharma
(Dr. S Subramanya Sharma)
Principal
Army College of Dental Sciences

Demonstration of Approaches to Orbital Floor

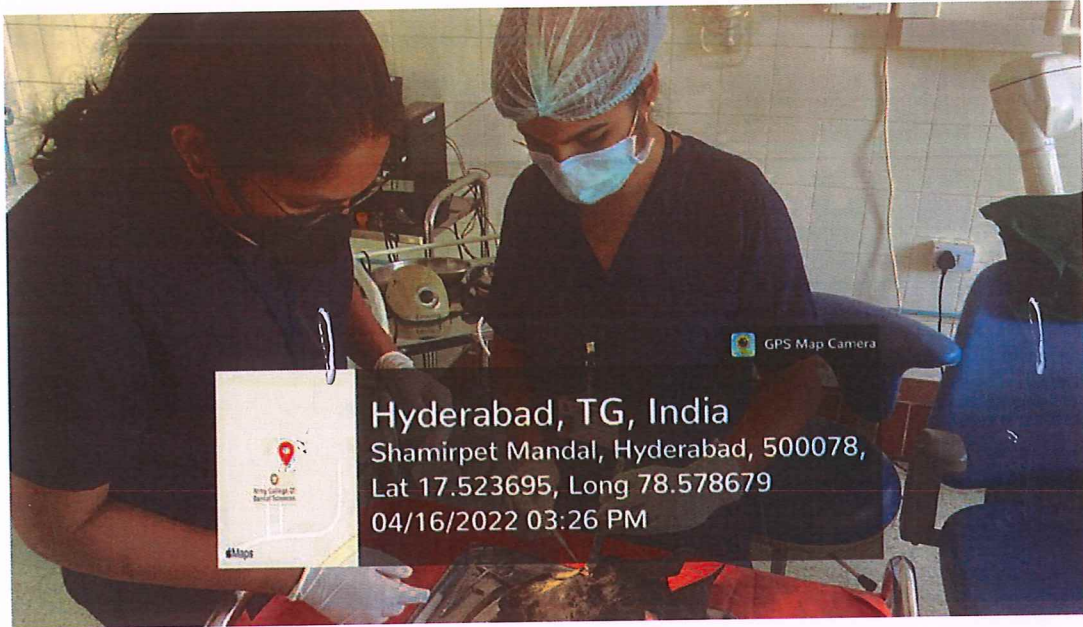



Use Of Piezosurgery



Shunda
(Dr. S Subramanya Sharma)
Principal
Army College of Dental Sciences

Identification Anatomic Structures




(Dr. S Subramanya Sharma)
Principal
Army College of Dental Sciences

Basic Life Support Simulation Lab

16. Basic Life Support Simulation Lab




Fig 20 Students learning cardiopulmonary resuscitation technique on mannequin



(Dr. S Subramanya Sharma)
Principal
Army College of Dental Sciences



Fig 21 Students learning airway management on mannequin



(Signature)
(Dr. S Subramanya Sharma)
Principal
Army College of Dental Sciences


Department of Periodontology

17. Department of Periodontology



Fig 22: Demonstration of Suturing techniques in dental casts




Principal
(Dr. S Subramanya Sharma)
Principal
Army College of Dental Sciences