

Summary – List of Competencies



ARMY COLLEGE OF DENTAL SCIENCES

Chennapur –CRPF Road , Jai Jawaharnagar Post, Secunderabad – 500 087, Telangana

Ph: +914029708384, 9347411942

Website: www.acds.co.in Email : army_c@rediffmail.com

NAAC Accredited 'A' & Certified ISO 9001 : 2015 & ISO 14001 : 2015

Summary – List of Competencies

The primary objective of training the students to acquire clinical competencies is to clear the theoretical examinations and also to make them excel in handling patients in all aspects of Dental Surgery.


We mainly focus on training the student's preclinical skills during the initial years of study (1st and 2nd year), even before the student can treat/handle a patient. In Anatomy, Physiology, Biochemistry, Microbiology, Pharmacology and General Pathology the practical training includes analysis of blood samples and urine samples obtained from patients, recording the blood pressure.

In the dental subjects of 1st and 2nd year, the students are trained in Carving of Tooth, Manipulation of Dental Cements / Materials, Preparation of tooth models in Plaster and preparation of cavities and restoration with modeling wax, handling phantom models inclusive of preparation and restoration of cavity in tooth, fabrication of special trays, temporary and permanent denture bases, occlusion rims, alignment of occlusion rims on articulator, teeth setting and processing of complete dentures. The objective is to improve the hand skills of the students so that they will be able to replicate the tooth structure while restoring a cavity.

During the 3rd and 4th year of study, the students are posted in medical sciences (General Surgery and General Medicine) and clinical dental departments. The former helps them to understand the general health and assess the overall status of the patient. They are evaluated in General Medicine and General Surgery by means of Practical examination to check if they are able to assess and arrive at a diagnosis on general health of a patient.

Postings in dental clinical departments focus on training the students in different competencies of dental surgery which includes Case history recording, processing and interpretation of radiographs, restoration of decayed teeth with suitable restorative material in patients, providing oral prophylaxis, replacement of missing tooth by means of complete/partial denture, tooth preparation for fixed partial denture, to be able to perform root canal treatment in anterior teeth, ability to deliver local anesthesia and perform tooth extraction.




(Dr. S Subramanya Sharma)
Principal
Army College of Dental Sciences

ASSESSMENT:

The students are trained in these aspects throughout the year, sequential evaluation is done in the form of objective structured practical examination (OSPE) / objective structured clinical examination (OSCE) and Viva-Voce. The primary objective of extensive training in various clinical aspects of dental surgery is to ensure that the student as a whole is able to assess/diagnose a patient and treat all the dental problems as a whole.

Measurement of attainment of clinical competencies is achieved as detailed below.

Written Examinations:

The question paper contains different types of questions like essay, short answer and objective type/ M.C.Qs.

The nature of questions set, should be aimed to evaluate students.

Three internal assessment examinations are conducted

Clinical Examination:


Objective Structured Clinical Examination


Records and log books

Case history taking

Chairside Viva on case history and treatment rendered

Grand Viva Voce




Principal

(Dr. S Subramanya Sharma)
Principal
Army College of Dental Sciences